



**Robertson**  
Recreational Surfaces  
A **PLAYCORE** Company

Makers of

**TOT TURE**  
RESILIENT SAFETY SURFACING



Providing quality safety surfacing products since 1991.



**Robertson**  
Recreational Surfaces  
A PLAYCORE Company



## Why Roberston Recreational Services?

### Expertise and Service

With over 25 years of experience in recreational surfaces, Robertson has become the largest poured in place provider in the US and an industry leader in playful ground covering. Our years of experience and know-how enhance our level of service to bring you expert evaluations, compliant installations, preventative and reliable maintenance, in addition to top quality products delivered directly to your location from our centers. Our passion is working with parks, municipalities, schools, and communities to provide safer surfaces for all to enjoy.

### Product

Our selection cannot be beat! Robertson Recreational Surfaces strives to go "Beyond Compliance" in product development and installations by going the extra mile to not only meet national standards, but exceed those standards when possible. Whether it's synthetic grass or industry leading Tot Turf® Poured in Place Rubber, Robertson offers material options no matter your budget or space needs.

### Beyond Compliance

Robertson has been an industry driver in the poured in place surfacing industry since 1991. We actively participate in IPEMA meetings to ensure that your recreational space meets safety and accessibility standards. Beyond Compliance means we will take every precaution to give you the best surfaces for your community.

*"With thousands of children playing on our surfaces every day, we make sure that safety is our number one priority."* - Richard Hawley, VP of Sales, Robertson and Former IPEMA President

### Installation


Robertson utilizes a perfected technique of stepping seams connecting color joints to prevent excess splitting in your surface. Our regional service centers train our employees to ensure installations and maintenance work is done to meet your expectations and in a professional manner.




#### Surfacing Solutions for:

- Playgrounds
- Recreational spaces
- Community gathering areas
- Multi-family housing
- Dog parks
- Multi-sport athletic grounds
- Churches
- Daycares and educational facilities
- Water play areas
- Landscapes


## We Make It Easy — We Offer All Surfacing Types!



Poured in Place  
Rubber Surfacing



Synthetic Grass




Rubber Tile




Aquatic



Loose Fill &  
Bonded Rubber



Engineered  
Wood Fiber



Maintenance





## Our Priority is Safer Surfaces for All!

At Robertson, our priority is safer surfaces. We ensure the highest compliance in all our work. In striving to go "Beyond Compliance", our company is an IPEMA member and our play surfaces are IPEMA certified.

### Key Organizations



Develops technical standards utilized in testing playground equipment.



Provides third party Product Certification services for US and Canadian public play equipment and public safety surfacing materials in the US.



Government agency charged with protecting the public from unreasonable risks of injury or death associated with the use of consumer products under the agency's jurisdiction.



**Tip**

Be sure to use an IPEMA-certified surfacing provider to ensure compliant spaces.

### Key Standards



ASTM F-1292: Standard Specification for Impact Attenuation of Surfacing Materials Within the Use Zone of Playground Equipment

Specifies impact attenuation performance requirements for playground surfaces and surfacing materials and provides a means of determining impact attenuation performance using a test method that simulates the impact of a child's head with the surface.



Standard Specification for Engineered Wood Fiber for Use as a Playground Safety Surface Under and Around Playground Equipment

This specification covers engineered wood fiber (EWF) for use as a playground safety surface under and around playground equipment. It establishes minimum requirements for the factors that determine particle size, consistency, purity, ability to drain, and heavy metal concentrations considered hazardous to children.



ASTM F2223: Standard Guide for ASTM Standards on Playground Surfacing

Guide to be used to assist the playground owner/operator, specifier, designer, etc., in determining the properties that can be considered with regard to the protective surfacing in the playground.



ASTM F1951: Standard Specification for Determination of Accessibility of Surface Systems Under and Around Playground Equipment

This establishes minimum characteristics for those factors that determine accessibility. Applies to all types of materials that can be used under and around playground equipment.



**Did you know** Poured In Place is installed by mixing granules with a urethane binder on-site and troweling it in place by hand. It is installed in two layers: a lower layer of plain recycled material and an upper layer of colored wearcourse material. After about 48 hours it cures to become a cushioned unitary surface.

Left to right: Hilltop Park - San Francisco, CA; Pavion Park - Mission Viego , CA; George "Rocky" Graham Park - Sausalito, CA; and Shepard Park - Stuart, FL

## 🔗 Poured In Place Surfacing

Tot Turf Poured in Place Rubber has proven over 25+ years to be an industry leading solution in play surfacing. As America's largest installer of playground rubber surfaces, Robertson knows how to provide its partners with the highest quality product and installation service.


**Benefits:**

- Highly accessible allowing for recreation for all abilities.
- Ideal for colorful, themed graphics for added play value for your space.
- Long lasting and durable with minimal routine maintenance.

**Specifications:**

- System is comprised of layers to meet critical fall height attenuation standards.
- Attenuating layer is Robertson's own, in-house produced rubber "buffings". Buffings are made of clean, recycled tire rubber and are installed per your equipment's CFH requirements.
- Should be installed over asphalt, concrete, or compacted sub-base aggregate.
- Available in a variety of colors and combinations to meet your budget and creative expectations.

**Standard Colors**  
(1-4mm Granule Size)



**Custom Colors**  
(1-4mm Granule Size)

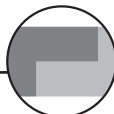


Aliphatic urethane is required with some colors. Colors are approximate and may vary by region.



**The Tot Turf Advantage**

Robertson wants your surface investment to endure. The **ADVANTAGE** comes from our understanding of our product and where it needs that extra protection. Tot Turf installations now include added wear course layers under frequently used areas\* to longer protect from wear and tear!



Stepped seams: High quality seams provide 50% more joined surface area than competitors' seams to prevent separation from surrounding surface.





# Poured In Place Surfacing

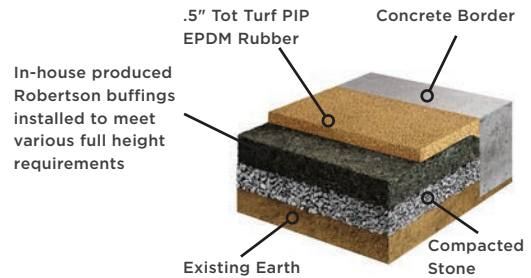
Available in 2 options, Standard or Supreme, to meet your specific space needs.

## Tot Turf

The industry's standard, Tot Turf, is a cost effective unitary surface that provides a seamless, accessible play surface, with several color choices that can be laid in patterns, or mixed to create different shades and tones of color.

## Tot Turf Supreme

The toughest poured rubber available! The Supreme wear course consists of smaller granules allowing a tighter, more durable bond. Aliphatic binder provides additional durability, as well as UV resistance. A tough, seamless, accessible play surface for all people to enjoy – no matter their ability or age!



	TotTurf	TotTurf Supreme	Other PIP Surfaces
Wearcourse Layer	1/2"	1/2"	3/8"
Granule Size	1-3mm	.5 - 1.5mm	Variable
Materials	Ethylene Propylene Diene Monomer (EPDM) Rubber	Thermo Plastic Vulcanized (TPV)	Unspecified
Urethane Binder Options	Aromatic / Aliphatic	Aliphatic	Unspecified
Maintenance Required	Minimal	Minimal	Unspecified
Accessibility	HIGH	HIGH	Unspecified
Stepped Seam	Yes	Yes	Unspecified
Experience	Robertson installs 2 million + square feet annually		1/2 million square feet annually on average
Installation	60+ skillfully trained employees with service centers in 5 states; partnerships throughout the US for additional coverage		Unspecified
Price Comparison	\$\$	\$\$\$	Unspecified
Color Selection**	4 Standard / 16 Custom in EPDM and TPV	4 Supreme colors plus optional custom options upon request	Variable

\*Frequently used areas are pending play structure—most commonly considered swing bays and slide endings. Additional Supreme pads available upon request. Talk to your Robertson Representative for details.

\*\*Color swatches are approximate and selection may vary pending location and availability.

## Supreme TPV Colors

Supreme's durability comes from its small granules which bind together solidly because of the greater surface area for the urethane to bind.

### .5-1.5mm Granule Size



Colors are approximate and may vary by region.

1-4mm Granule Size

.5-1.5mm Granule Size

Urethane Type	Aromatic	Aliphatic
Price	\$	\$\$
Bond	STRONG	STRONGEST
Hue	Honey	Clear
UV Protection	No	Yes

Aliphatic Urethane may be required with some colors to enhance visual appeal.



## Maintenance by Robertson

### Designed to increase longevity of your existing pad.

Maintaining a poured in place surface is essential to help safeguard an attractive, long lasting product. Robertson Maintenance Services were created especially for owners of poured in place surfaces. Professional maintenance packages offer solutions for common issues that rubber surfaces may encounter.


	Cost	Suggested For	Repair Time	Life Extension
	\$	Small holes, usually under swings, at the slide exits, or in highly used areas.	Less than 1 day	1+ years
	\$\$	Suggested routine maintenance at least every 2 years. Can be used for small or large spaces.	1 day	2 years
	\$\$\$	For damaged play pads with more than 2-3 holes and cracks or spaces with extensive granulation	2 days	2+ years
	\$\$\$\$	For spaces beyond top layer repair that require a complete removal to meet compliance regulations.	2+ days depending on size of space	5+ years depending on routine maintenance



## Maintenance by Robertson

Robertson Maintenance Service offers free consultations on rubber maintenance and repair solutions to ensure your space can once again meet compliance regulations for safer recreation and play!

**Ask your Tot Turf Representative about yearly programs designed for municipalities and school systems**



### Tips for Preventative Maintenance

Repairs can become costly if basic preventative measures are not addressed. Protect your investment by following these simple steps on a routine basis.

1. Keep loose debris off the surface. Periodic removal can prevent costly repairs.
2. Vacuum or blow off porous surfaces at least every 3 weeks to clear the permeable openings.
3. Provide trash receptacles and signage near recreational spaces as a reminder to throw away garbage.
4. Inspect surface for cracking and shrinkage around solid borders and playground equipment poles.
5. Avoid certain cleaning products that, over time, may be detrimental to the surfacing. (Solutions to avoid include Acetate, Ammonia, Benzene, and Chlorine Bleach)





 **Cool options!**  
Optional heat reducing alternatives and infills.

## Synthetic Grass

### Get the environmental look of grass without the mowing!



Unlike real grass, synthetic grass will meet safety and fall height requirements for play spaces.

Benefits:

- Low maintenance alternative to real grass.
- Lush natural look of grass but attenuating for children at play.
- Drains quickly for dry activity after rainfall.
- Also great for business parks, hospitality common areas, and general recreation spaces.

Specifications:

- Featuring SILVERBACK™ Quiet Strength Backing, specifically manufactured back lining to prevent extensive turf rutting and damage.
- Cushion layer to be installed to meet equipment's specific CFH requirements.
- Featuring Robertson buffings for top of the line attenuating properties.
- Available in varying heights and colors to fulfill specific space needs.
- Includes acrylic coated sand infill - NO CRUMB RUBBER.
- Upgrade any system with Envirofill™ for added bacterial protection.





## Synthetic Grass


	PROPLAY Series	Pup Turf	Landscape Series	Multi-Use
Where to Use	Playgrounds or any space designated for children at play and requires fall height attenuation	Dog parks and spaces designated for pet play	Hospitality, multi-family housing, incorporating gathering spaces, public spaces, worship facilities	Small game play areas, park seating areas, and other non-specific applications
Meets ATSM CFH Standards	Yes	Optional	Optional	Optional
Face Weight	Range from 40-60 oz	58 oz	Range from 40-78 oz	60 oz
Pile Height	Range from 1.25-1.75"	.875"	Range from 1.25-2.0"	1.25"
Standard Colors	Field / Olive	Field / Olive	Field / Olive	Field / Forest / Olive
Additional Colors	Red / White / Blue / Yellow / Black (available in select products)	N/A	Red / White / Blue / Yellow / Black (available in select products)	Red / White / Blue / Yellow / Black
Infill	Includes acrylic coated sand - Envirofill available for upgrade	Envirofill	Includes acrylic coated sand - Envirofill available for upgrade	Includes acrylic coated sand - Envirofill available for upgrade



- Made in the USA.
- Flammability Tested.
- NO CRUMB RUBBER.
- Accessible for All.

Great for common areas and landscapes as well!

**envirofill**  
PROTECTION THAT LIVES ON  
**MICROBAN**



Envirofill® is high performance infill that is raked into the turf blades to prevent compaction.

Made with Microban® to help fight bacteria that causes odor, mold, and mildew. It is nontoxic and non-flammable.

It stays cooler and lasts longer than other infill types.



Stays Green All Year Long with Less Maintenance



## 🔗 Rubber Tiles

### Designed to be tough & reliable.

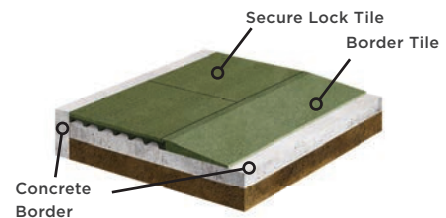
We offer a full selection of tiles to meet your site-specific needs, including Secure Lock Interlocking Tiles and standard tiles. Both tile types are available in your choice of pigmented rubber top or EPDM top. Rubber tiles offer superior shock absorption, low maintenance, long wear, and accessibility. They are also perfect for outdoor as well as indoor applications. No on-site mixing required.

Benefits:


- Easily maintained with routine maintenance.
- Available in multiple color choices for design options and added play value.
- Superior impact shock absorption.
- Highly accessible to promote inclusive play.

Specifications:

- Available in standard installation design or upgrade to Secure Lock Interlocking Tiles for top quality interlocking installation.
- 24" x 24" tiles available in 2.25", 2.75", and 3.25" thicknesses.
- Cushioned to meet play equipment critical fall height standards.
- No onsite mixing required.



#### Pigmented Rubber Colors



#### EPDM Colors



EPDM tile can be ordered in a variety of color combinations with a maximum of 90% color and a minimum of 10% black. Colors are approximate and may vary by region. Tile stock availability pending location.



Pigmented is made from 100% Recycled Materials.



## Loose Fill & Bonded Rubber



Alternatively to Poured in Place Surfaces, Robertson also offers bonded and loose fill rubber surfaces made from 100% recycled, wire and metal-free, soft-touch, pigmented rubber.

Bonded:

- Installed and troweled by hand by trained installers for a resilient play surface.
- Natural look of loose fill without displacement maintenance.
- Porous allowing for water drainage.

Loose Fill:

- Will not decompose like wood fibers.
- High impact attenuation rating.
- Does not leach into ground water.



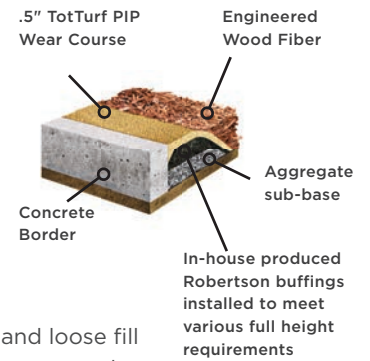
Colors are approximate and may vary by region.

## Engineered Wood Fiber



Consider Engineered Wood Fiber as a solution for hybrid surfaces. Installed by a single crew, Robertson will ensure your entire system functions to high-performance standards.

- Manufactured from size-controlled softwoods and/or hardwoods.
- Certified to have no metal or toxic chemical content.



A hybrid system combining unitary (solid) and loose fill surfaces offers sensory stimulation and loose parts play. In some cases, it can be a budget saving alternative.

## Wear Mats & Accessories



Ask a Robertson Sales Professional about other loose fill surfacing accessories that help prevent weeds and assist with drainage.

For extra protection, add protective mats at slide and swing exits to reduce required maintenance. Robertson Wear Mats shield loose fill and unitary surfaces under high traffic areas.







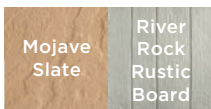
## 🚰 Aquatic Surfaces

**Aquatic surfacing tiles made with safety, design, and comfort in mind.**

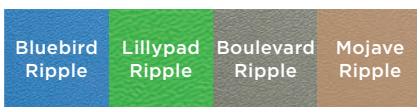
Slip-resistant, comfortable tiles are soft for bare foot traffic.

- Industry-leading traction, even when wet.
- Cushioned tiles absorb impact and reduce injuries.
- 24" x 24" tiles available in 3/16" or 3/8" thicknesses .
- Made from EvaTrax™, a proprietary foam rubber.
- Beautiful designs can mimic natural materials.
- UV stable and chemical resistant
- Closed-cell and anti-microbial.


### Pool Deck Offerings



### Splash Park Offerings



Colors are approximate and may vary pending location and timing. More custom colors available.



✓ Splash park offerings can also be used on pool decks.




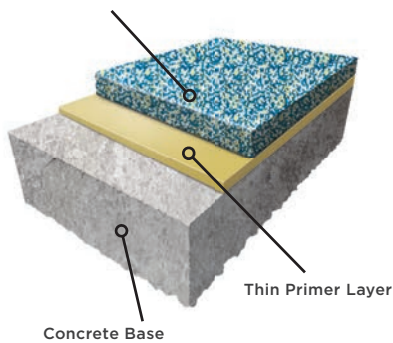


## Aquatic Surfaces

### Expertly installed poured in place aquatic surface for safer water play areas

- Mixed on-site and troweled by hand.
- Made from polyolefin plastic - the same material used to make containers that transport chlorine.
- UV friendly and heat resistant to resist fading and degradation due to sun exposure.
- Closed cell plastic granules lock germs out and help prevent mold and mildew.

3/8" Pellets with Resin



Colors are approximate and may vary by region.

Splash  
Tread




## Surfacing Reference Chart

		Site Preparation Requirements	Maintenance Requirements	Expected Longevity	Meets Accessibility Standards	Initial Cost	Lifetime Cost	Custom Design Options	Play Value	Visual Appeal	Decomposition Risk	Easily Contained
Poured-in-Place (PIP)	EPDM					\$\$\$	\$	Yes	can embed graphics and designs	High	Low	Yes
	TPV					\$\$\$	\$	Yes	can embed graphics and designs	High	Low	Yes
Turf						\$\$\$	\$	Yes	natural appearance and texture	High	Low	Yes
Tiles						\$\$\$	\$	Yes	can embed graphics and designs	High	Low	Yes
Bonded Rubber						\$\$	\$\$\$	Yes	natural appearance and texture	Medium	Low	Yes
Shredded Rubber						\$\$	\$\$\$	No	natural loose parts	Medium	Medium	No
Engineered Wood Fiber (EWF)						\$	\$\$\$	No	natural loose parts	Low	High	No
Sand, Pea Gravel						\$	\$\$\$	No	natural loose parts	Low	Medium	No







## Under the Surface

### Helpful information for planning a safer recreational space

Robertson representatives can help answer all of your questions, but here are a few answers that may help as well.

#### Expectations

Robertson crews are equipped with up to 16 years of experience installing safer play surfaces. While every project is different and many factors influence timing, we generally estimate timing to be:

- 3-10 days from arrival of crew to completion project.
- Plan for 48 hours of dry time after installation before surface is ready to use.
- We average about 10 days from receipt of order to scheduling of installation.

#### Installation

Tot Turf rubber surfacing is installed by hand, soft and wet like paint or cement, and will be disturbed if touched during curation. A temporary construction fence is the best defense against damage during dry time. Urethane binders are temperature and moisture sensitive. We suggest installing when temperatures are above 50 degrees Fahrenheit. Temperatures below may cause the urethane to cure improperly.

#### Warranty

Robertson installations are backed by competitive industry warranties. Ask your representative for more details as they vary by system and installation.





# Robertson Recreational Surfaces

A **PLAYCORE** Company

**STRONG FOUNDATIONS**  
Planning, Purchasing, and Protecting  
Play Surfacing Investments

Presented by:  
**PLAYCORE**

Strong Foundations is a practical guide for properly planning, purchasing, and protecting playground surfacing for years of enjoyable use by children of all abilities. Research supports the developmental benefits of playgrounds. By exploring the many options in playground surfacing, this guidebook provides valuable tools to help playground owners increase the play value and functionality of their play space.

Ask a Robertson Representative about presentations and opportunities to earn CEUs

**TOT TURF**  
RESILIENT SAFETY SURFACING

**TOT TURF**  
SYNTHETIC GRASS

Splash  
Tread

**LIFE + FLOOR**

**SECURE LOCK**  
interlocking tile system







# *Building Fun Since 1981<sup>SM</sup>*

For three decades, Kraftsman Commercial Playground and Waterparks have enriched communities through affordable, safe play experiences that will last for generations. As innovators, we approach each project with strategic creativity, providing uncompromising quality with the best products and services available. We build engaging, interactive experiences that create economic value, connect the diversity of communities and promote the freedom of self-discovery. From the initial planning to the ribbon cutting ceremony, the team at Kraftsman provides the playground and aquatic products and designs vital to community progress and human development through safe outdoor spaces that enrich the lives of all ages who seek new adventures.

PLAYGROUNDS  
& THEMED PLAY

FITNESS  
& SPORTS

WATER PARKS  
& FOUNTAINS

HARDSCAPES  
& AMENITIES