

A young boy is playing in a water fountain. He is holding a red water gun that is spraying water upwards. The fountain has a blue vertical pipe. In the background, another child is playing in the water. The scene is bright and sunny, with water splashing everywhere. The text 'CREATING COMPELLING AQUATIC PLAY EXPERIENCES' is overlaid on the left side of the image.

**CREATING  
COMPELLING  
AQUATIC PLAY  
EXPERIENCES**



**WATER ODYSSEY™**  
BY FOUNTAIN PEOPLE

A PLAYCORE Company



# CONTENTS

Create amazing spaces  
through aquatic play.

6	Introduction to Aquatic Play
10	Innovations
14	Urban Designs & ColorCast
28	Essentials
42	Themed Essentials
52	Sprayers
62	Fun Forms
114	Ground Sprays
124	Multilevel Climbable Structures
136	Systems & Accessories
142	Finish, Colors & Theming
145	Design Support
147	Index





Our passion is to promote joy, learning, inspiration, and socialization through unique aquatic play experiences. Our design team collaborates with architects, landscape architects, aquatic consultants, artists, and end users around the world to develop innovative aquatic play environments and equipment.

## BACKED BY A WORLD CLASS COMPANY

**PLAYCORE**<sup>®</sup>

*Building communities through play & recreation™*

PlayCore helps build stronger communities around the world by advancing play and recreation through research, programs, and partnerships. We infuse this learning into our complete family of brands.

We combine best in class planning and education programs with the most comprehensive array of recreation products available to create solutions that match the unique needs of each community we serve. To learn more, log on to [www.playcore.com](http://www.playcore.com)



See more at [waterodyssey.com](http://waterodyssey.com)



## CREATE WITH AQUATIC PLAY

Limited only by the creative imagination, Water Odyssey is dedicated to keeping youthful hearts entertained by providing the creative depth your aquatic playground needs.



- ◆ Fountain People, makers of Water Odyssey, is a leading designer and manufacturer of aquatic play solutions for spray parks and aquatic facilities.
- ◆ With over 30 years of proven performance, Fountain People is a world leader in the manufacturing of modular pumping and water treatment systems designed specifically for water features and aquatic play.
- ◆ Water Odyssey specializes in creating unique project-specific products from interactive games to highly themed spray features.
- ◆ From architectural to themed spray features, Water Odyssey has the largest offering of interchangeable products available.
- ◆ Water Odyssey's Aqua Armor™ is the most durable coating system for the aquatic play industry.
- ◆ As an industry leader, Water Odyssey brings cutting edge technology to the design of aquatic play areas and provides the highest quality aquatic play equipment available.
- ◆ Water Odyssey products are installed in commercial and municipal facilities all over the world. All Water Odyssey products are made in the USA and fabricated at our facilities in San Marcos, TX.

## INTRODUCTION



### What is a Spray Park?

A spray park, also known as a splash park or splash pad, is a recreational area designed specifically for interactive water play. Unlike swimming or wading pools, spray parks are designed to have no standing water thus reducing the risk of drowning. These areas improve public spaces and provide an ideal setting for family recreation.

A community considering the addition of a recreational facility should consider an aquatic playground. Children have a natural affinity for water and Water Odyssey can provide them with a wholesome interactive aquatic play environment.

### What is a Zero Entry Pool?

A zero entry pool is a recreational area in an aquatic center or water park that is designed specifically for interactive water play at a depth of 2 or more inches of water. These areas are commonly known as wading pools & beach-entry pools, and typically require lifeguards. Water Odyssey provides ideal solutions for these play environments.

### Spray Parks:

- ◆ cost less to install than a swimming or wading pool.
- ◆ cost less to maintain than a swimming or wading pool.
- ◆ are safer since there is no standing water.
- ◆ do not require Lifeguards.
- ◆ are an ideal community recreational attraction.
- ◆ stimulate children's senses through interactive aquatic play.
- ◆ are programmable to enhance the play experience.

### Zero Entry Pool:

- ◆ can include multilevel aquatic play structures for added play value.
- ◆ can utilize water from the pool's pumping system for spray features.
- ◆ stimulate children's senses through interactive aquatic play.
- ◆ can generate revenue through ticket sales.

**“We don't stop playing because we grow old;  
we grow old because we stop playing.”**

– George Bernard Shaw



See more at [waterodyssey.com](http://waterodyssey.com)



# INNOVATIVE SOLUTIONS FOR AQUATIC PLAY



## Unique features for unique facilities

Water Odyssey offers a wide range of unique spray features. With vibrant colors, unique themes, and custom creations we can set your facilities apart from the rest.



## Get the most play value

Eliminate extra costs by doing the job right the first time. Our high-quality products maximize play value and minimize maintenance costs to extend the life of your parks for years to come.



## Low flow features for water conservation

We understand that water conservation is a big deal. That's why we provide a wide variety of options from spray features to water management solutions, so you can make every drop count.



## Fun For Everyone

We believe it's important to design and develop our products for people of all abilities to promote inclusive play. That's why Water Odyssey products are ADA and DDA Compliant!



## The beauty of interchangeability

Don't limit the potential of your aquatic play facility. If you plan for future expansion, or just want the ability to switch out spray features with ease, then the Switcheroo™ Anchoring System is right for you. Fun Forms™ are also interchangeable, so it's easy to switch out elements, or retrofit old spray features without undergoing costly renovations and downtime.



## Keeping safety in mind

As a family company, we know how important safety is when it comes to children. That's why Water Odyssey spray features & systems are designed and manufactured in accordance with ASTM standards F2461-09 and F1487-11.

# SIGNATURE BENEFITS

## OF WATER ODYSSEY



### SWITCHEROO™ ANCHORBASE SYSTEM

- The originator of the flange-mounted anchor base system for maximum interchangeability
- Ideal for sensitive budgets and future expansions



### STAINLESS STEEL MANIFOLDS AND BRASS VALVES

- High quality 304 stainless steel manifolds and brass valves come standard.
- Extends the life of the water management system
- Reduces maintenance
- Stands up to extreme climates



### BRASS AND STAINLESS STEEL NOZZLES

- Precision machined for the ideal water effect
- Durable and resistant to rust
- Tamper-resistant
- Easy to maintain



### LOW-PROFILE FLANGES ARE EASY ON THE FEET

- All flanges are low-profile with rounded edges
- Rounded button-head hardware
- Reduces the risk of stubbed toes



### WATER MANAGEMENT SYSTEMS FOR EASY INSTALLATION

- Pre-designed and pre-wired
- UL Listed control systems for safety
- Factory programmed for easy start-up
- Field programmable for future adjustments





## ROTATIONAL JOINTS

- Free of pinch points for safety
- Stainless steel and Delrin® construction that is corrosion & chemical resistant
- 360° rotation with no mechanical stops that will break
- Integral flow control valve that is factory set and field adjustable to dictate the spray zones so water won't spray off the pad



## AQUA ARMOR™ - SUPERIOR COATING SYSTEM

- Stands up to chemicals, UV, and active play
- Structural elastomeric coating that is vandal-resistant
- Easy to clean from calcium build-up



## CUSTOM THEMING CAPABILITIES FOR A TRULY UNIQUE LOOK

- Hand-crafted spray features from talented artists
- Designed & manufactured to meet your vision
- Theming allows you to enhance your brand and create an immersive experience



## WATER ODYSSEY DESIGNS FOR SAFETY AND ADA COMPLIANCE.

- Key considerations are age-appropriate play areas, transition areas, traffic patterns, splash zones, play value, and overall aesthetic of the project.
- Products are designed & manufactured to be in accordance with ASTM safety standards and ADA accessibility for maximum participation of ground level spray features, activators and interactive equipment.



## SUPERIOR DESIGN SUPPORT TO HELP YOU BUDGET, PLAN, AND BRING YOUR VISION TO LIFE

- We provide concept details, budget analysis and bid documentation including specifications, 3D renderings, plan views, piping diagrams & electrical drawings
- We can provide 3D animations of your project upon request
- We provide ongoing customer support for the life of the project.

# INNOVATIONS

## GLOW DOMES

Introducing  
WATER ODYSSEY *Glow Domes™*

# SPRAY LONGER, PLAY LONGER

WITH ILLUMINATED WATER EFFECTS FOR SPRAY PARKS

Utilizing ColorCast™ accents & low voltage lighting, Glow Domes are a cost effective solution to illuminate your spray park at night with dazzling water effects & provide a colorful experience that extends the hours of play.

Variety of Effects | Color Changing | ETL Listed Low Voltage LED Solutions for Safety | Energy Efficient | ADA Compliant



See more at [waterodyssey.com](http://waterodyssey.com)






SCAN THE QR CODE TO SEE  
GLOW DOMES IN MOTION!



### DANDELION DOME W381-08

---

 5 GPM/19 LPM


 Height: 2 FT/.61 M  
Spread: 6 FT/1.83M




### JET WAY W381-09

---

 9 GPM/34 LPM


 Height: 4 FT/1.22 M




### WATER SPROUT W381-16

---

 4 GPM/15 LPM


 Height: 2 FT/.61 M  
Spread: 6 FT/1.83 M



### WATER FLOWER W381-15

---

 10 GPM/38 LPM

 Height: 1 FT/.30 M  
Spread: 2 FT/.61 M



### BUBBLER W381-07

---

 50 GPM/189 LPM

 Height: 2 FT/.61 M

There are more spray effects for Glow Domes available.  
Contact your Water Odyssey representative for more information

# INNOVATIONS

## GLOW DOMES




Precision machined brass nozzles provide durability and beautiful spray effects.



Glow Domes have translucent top plates with a textured finish for slip resistance.



**SCAN THE QR CODE TO SEE  
THIS SPRAY PARK IN MOTION!**



# URBAN DESIGNS

## MESA SERIES




TIMELESS  
FEATURES WITH  
SOPHISTICATED  
LINES &  
ARCHITECTURAL  
APPEAL



**SUPER LOOP #1**  
W373


 25-50 GPM/95-189 LPM

 Height: 12'-0"/366 CM



**CURVY COOL #2**  
W003-2


 7 GPM/26 LPM

 Height: 9'-1"/277 CM



**SUPER LOOP #2**  
W373-2

 20-25 GPM/76-95 LPM

 Height: 15'-0"/457 CM




# URBAN DESIGNS


## MISSION HILLS SERIES



**MISSION HILL SPILL**  
W326-3

 20-40 GPM/76-151 LPM


 W326-3C  
10 GPM/38 LPM

 Height: 11'-0"/355 CM



**MISSION HILL MISTER**  
W326-1


 5 GPM/19 LPM


 Height: 7'-2"/218 CM



**MISSION HILL SHOWER**  
W326-2

 25-50 GPM/95-189 LPM

 W326-2C  
10 GPM/38 LPM

 Height: 8'-8"/264 CM

# URBAN DESIGNS

COLORCAST™





“It is a happy talent to know how to play.”

– Ralph Waldo Emerson



# A CANVAS OF COLORS, SHAPES, TEXTURES & LIGHT



## Durability

ColorCast™ accents are made of a rigid urethane polymer and carefully handcrafted by our talented artists. These accents are semi-flexible to absorb impacts & increase longevity.



## UV and Chlorine Resistant

Vivid colors are protected by UV inhibitors to reduce fading overtime. ColorCast™ has a natural resistance to chlorine, reducing the potential for degrading and brittleness.



## Low flow features for water conservation

We understand that water conservation is a big deal. That's why we provide a wide variety of options from spray features to water management solutions, so you can make every drop count.



## Fun For Everyone

This contemporary product line is designed for people of all abilities to interact with the features. Whether twisting, spinning, or plugging streams of water, these spray features are sure to appeal to all.



## The beauty of interchangeability

This colorful line is designed around our 4-inch anchor base, allowing for maximum interchangeability.



## Translucent colors and shadow casting.

ColorCast accents are offered in a variety of colors that cast fun shadows on the deck surface as light passes through them. Overlapping accents creates an educational experience with color mixing.

# URBAN DESIGNS

## COLORCAST™



ColorCast™ accents allow light to pass through, creating colored shadows on the ground.




Gentle foam nozzles are standard with all shooters and sprayers for a soft aerated spray effect.



Multiple spray effects create layers of water, such as crawl tunnels and weaving ribbons of water.



**SCAN THE QR CODE TO SEE  
THIS SPRAY PARK IN MOTION!**



# URBAN DESIGNS

COLORCAST™



Combine Water Odyssey Essentials with ColorCast for a diverse aquatic play experience with architectural appeal.



ColorCast and Essentials are available with a textured or smooth finish. Contact your representative for more information.







**SCAN THE QR CODE TO SEE  
THIS SPRAY PARK IN MOTION!**




Coordinate the colors of your spray park by choosing from our palette of color schemes. Urban #2 shown above.





**SINGLE BIT**  
C020

 6 GPM/23 LPM

 Height: 2'-4"/71 CM


**TID BIT**  
C021

 12 GPM/45 LPM

 Height: 2'-10"/86 CM

**TRIPLE BIT**  
C022


 18 GPM/68 LPM


 Height: 2'-8"/81 CM



**HALF SPLASH**  
C017


 20 GPM/76 LPM

 Height: 2'-10"/86 CM



**SPLIT PEA**  
C006


 12 GPM/45 LPM

 Height: 3'-8"/112 CM



**TWINKLE TWIST**  
C004


 8 GPM/30 LPM


 Height: 2'-5"/74 CM




**SHOT PUT**  
C005


 20 GPM/76 LPM

 Height: 3'-5"/104 CM



**SHOE LACES**  
W012


 18 GPM/151-227 LPM

 Height: 2'-5"/74 CM



**FINGER FINDER**  
C013


 12 GPM/45 LPM

 Height: 3'-5"/104 CM

## SNOOT SHOOTER C019

---

 18 GPM/68 LPM

 W019-C  
12 GPM/45 LPM


 Height: 4'-9"/145 CM



## CROOKET C029

---

 18 GPM/68 LPM

 Height: 4'-7"/140 CM

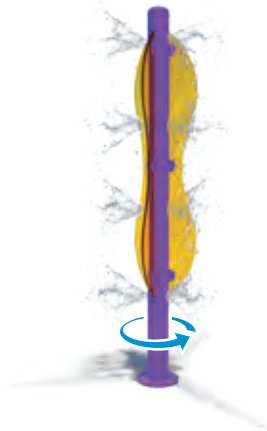


## COOLER STICK C025

---

 18 GPM/68 LPM


 Height: 6'-6"/198 CM



## BIG BRELLA C014

---

 40 GPM/151 LPM

 Height: 11'-0"/335 CM









**ZEN SHOWER**  
C020


 40 GPM/151 LPM

 Height: 12'-0"/366 CM



**RIDGEBACK**  
C010

 40 GPM/151 LPM

 Height: 13'-4"/406 CM



**ORBIT**  
C003

 15 GPM/57 LPM



 Height: 13'-4"/406 CM



A VARIETY OF SPRAY  
EFFECTS CREATES AN  
ENGAGING AQUATIC  
PLAY SPACE.





**FLING BUCKETS**  
C002

-  10-20 GPM/38-76 LPM
-  Height: 13'-5"/409 CM




**SINGLE FLING**  
C011

-  15 GPM/57 LPM
-  Height: 13'-5"/409 CM




**TRIPLE DUMP**  
C007

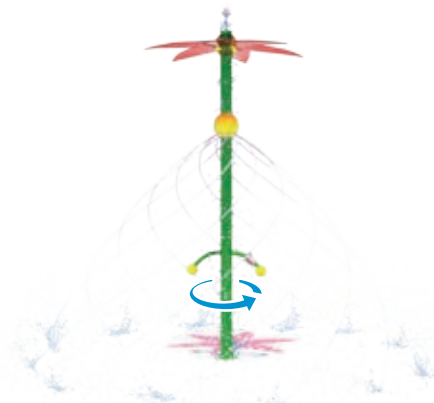
-  15 GPM/57 LPM
-  Height: 11'-4"/345 CM



**DROOPY PALM**  
C026


 50 GPM/189 LPM

 Height: 10'-2"/310 CM



**SPIN FLOWER**  
C001


 20-30 GPM/76-114 LPM

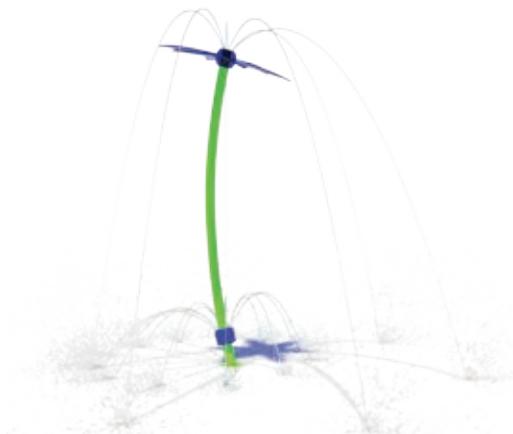
 Height: 10'-0"/305 CM



**DRAGONFLY**  
C028


 10 GPM/38 LPM

 Height: 13'-5"/409 CM



**FLOWERETTE**  
C031


 10 GPM/114 LPM

 Height: 11'-6"/351 CM



**SHUCKS**  
C016


 20 GPM/76 LPM


 Height: 13'-4"/406 CM



**SPRIG SPRAYER**  
C024

 15 GPM/57 LPM

 Height: 13'-8"/417 CM



TUNNELS,  
DUMPING  
BUCKETS &  
INTERACTIVES  
FOR ACTIVE PLAY



"Play energizes us and enlivens us. It eases our burdens. It renews our natural sense of optimism and opens us up to new possibilities."

– Stuart Brown, MD



# TIMELESS SOLUTIONS FOR AQUATIC PLAY



## Durable and dependable

All Essentials are made of 304L stainless steel, and protected with UV & chemical resistant Aqua Armor™, the most durable coating system in the industry.



## Get the most play value

Essentials is an extensive line that offers a wide variety of spray effects, dumping buckets, hoops, and interactive features that can twist and turn for added play value.



## Low flow features for water conservation

We understand that water conservation is a big deal. That's why we provide a wide selection of product options in the Essentials line. Our design staff will help with your water requirements so you can make every drop count.



## The beauty of interchangeability

Don't limit the potential of your aquatic play facility. If you plan for future expansion, or just want the ability to switch out spray features with ease, then the Switcheroo™ Anchoring System is right for you. You can start small with ground sprays, then you can switch them out at a later date for larger features like Essentials and ColorCast.



## Fun For Everyone

Essentials are designed and developed for people of all abilities to promote inclusive play. That's why Water Odyssey products are ADA and DDA Compliant!



## Keeping safety in mind

As a family company, we know how important safety is when it comes to children. Essentials are designed and manufactured in accordance with ASTM standards F2461-09 and F1487-11.



Dumping buckets create anticipation as children try to guess which bucket will splash down on them from above.




Rings and Coils create visual transitions, promoting active play and movement through the space.



Sequencing water effects can encourage interaction with each feature and promote water conservation.

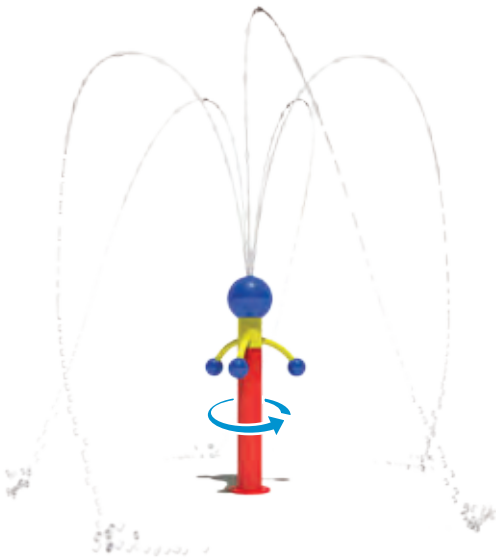


**SCAN THE QR CODE TO SEE  
THIS SPRAY PARK IN MOTION!**






ESSENTIALS  
ARE TIMELESS  
FEATURES  
THAT CAN BE  
INSTALLED ON  
A PAD OR IN A  
POOL



**SPIN-A-ROUND**

**W366**

 3-5 GPM/11-19 LPM

 Height: 4'-7"/140 CM



**TURN-A-ROUND**

**W214**

 5 GPM/19 LPM


 Height: 2'-3"/69 CM



**TURN-A-ROUND TWO**

**W334**

 5 GPM/19 LPM

 Height: 3'-6"/107 CM



## WATER RINGS


W238



40 GPM/151 LPM



Height: 5'-1"/155 CM



## WATER WICKETS

W074



15 GPM/57 LPM



Height: 7'-0"/213 CM

## WATER COILS

W032




40 GPM/151 LPM



Height: 5'-1"/155 CM




# ESSENTIALS



**MUSHROOM MAZE**  
W010


 30-40 GPM/114-151 LPM


 Spread: 4-8 FT/122-244 CM  
Height: 3'-0"/91 CM

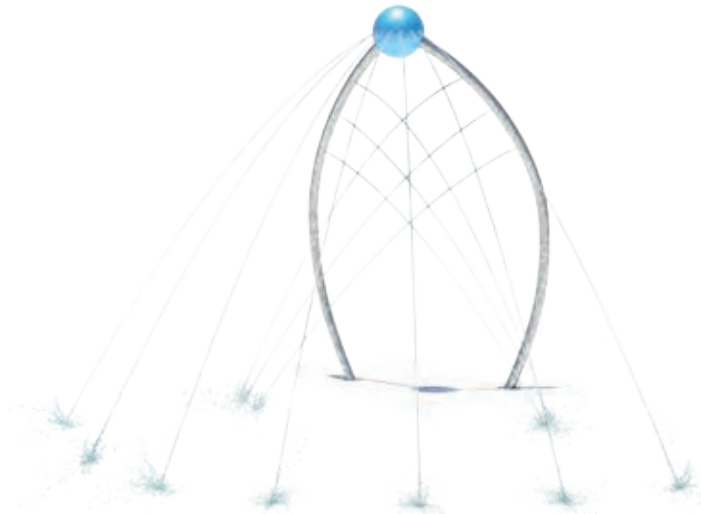


**CURVY COOL**  
W003

 26 GPM/98 LPM

 W003C  
14 GPM/53 LPM

 Height: 8'-7"/262 CM



**LOTUS PETAL**  
W355

 12 GPM/45 LPM


 Height: 9'-5"/287 CM

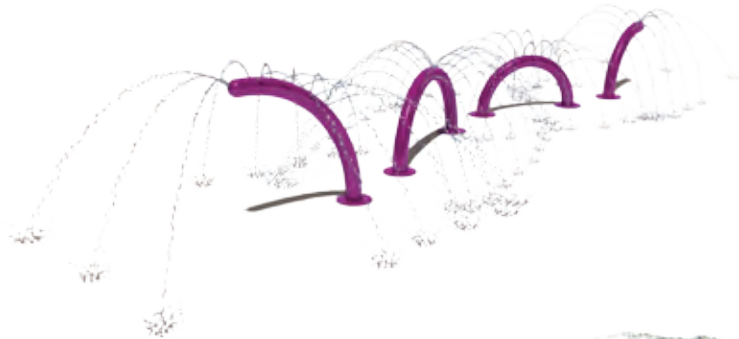
## WATER WORM

W020

 35-55 GPM/132-208 LPM

 W028C  
10-15 GPM/38-57 LPM


 Height: 3'-3"/99 CM




## WATER RAIL

W062

 31 GPM/117 LPM


 Height: 4'-3"/130 CM




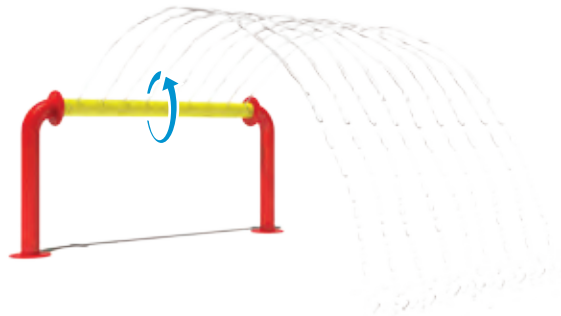
## ROLL-A-RAIL

W080

 45 GPM/170 LPM

 W080C  
8 GPM/30 LPM


 Height: 3'-0"/91 CM



## WATER WEB

W040

 8-16 GPM/30-61 LPM


 Height: 2'-10"/.86 CM




## PUSH-ME-PULL-YOU

W158

 72 GPM/273 LPM


 W158C  
12 GPM/45 LPM

 Height: 3'-3"/99 CM



## CRYSTAL DOME W138


 180-200 GPM/681-757 LPM

 Height: 9'-0"/274 CM



## COOL STICK W050

 9 GPM/34 LPM

 Height: 6'-4"/283 CM



## SHIMMER SHEET W132


 32-96 GPM/121-363 LPM

 Height: 8'-6"/259 CM



## FILLER DUMP W063

 10-100 GPM/38-379 LPM


 Height: 9'-0"/274 CM





**UNDER-BRELLA**  
W007-F


 50-250 GPM/189-946 LPM

 Height: 9'-3"/282 CM



**SPILL MIX**  
W152

 25-35 GPM/95-132 LPM

 Height: 13'-1"/399 CM



**TRIPLE DROP**  
W155

 25-35 GPM/95-132 LPM

 Height: 13'-1"/399 CM






KNOWN FOR DURABILITY, THESE STAINLESS STEEL FEATURES STAND UP TO HARSH CHEMICALS, UV, AND VANDALISM



**WATER WHOOPEE**  
W024

 25-75 GPM/95-284 LPM


 Height: 9'-1"/277 CM



**SUN SHOWER**  
W029

 25-50 GPM/95-189 LPM

 W029C  
10-15 GPM/38-57 LPM


 Height: 10'-0"/305 CM




**STEP N' WHOOSH**  
W008




 25-50 GPM/95-189 LPM

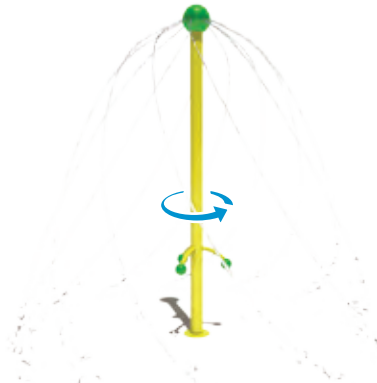
 W008C  
15-25 GPM/57-95 LPM

 Height: 8'-4"/254 CM





**WATER WAY**  
W001

-  25 GPM/95 LPM
-  W001C  
5 GPM/19 LPM
-  Height: 8'-4"/254 CM





**WATER MAYPOLE**  
W139

-  30-40 GPM/114-151 LPM
-  Height: 11'-3"/343 CM






**SPIN-BRELLA**  
W137

-  20-30 GPM/76-114 LPM
-  Height: 9'-6"/290 CM





**WEEPING WATER**  
W022

-  40-60 GPM/151-227 LPM
-  W022C  
10-15 GPM/38-57 LPM
-  Height: 9'-4"/284 CM





**JUST-A-WHEEL**  
W150

-  5-10 GPM/5-10 LPM
-  Height: 13'-5"/409 CM



**WATER-BRELLA**  
W039

-  30-60 GPM/114-227 LPM
-  Height: 9'-0"/30 CM


# ESSENTIALS




## SPRAY WAY

W034

 12 GPM/45 LPM

 W034C  
6 GPM/23 LPM


 Height: 7'-4"/224 CM




## THREE ARM BANDIT

W129

 25-35 GPM/95-132 LPM


 Height: 13'-1"/399 CM



## SILLY SHOWER

W023

 30-120 GPM/114-454 LPM


 Height: 14'-11"/455 CM





**JUST-A-BUCKET**  
W147


 5-15 GPM/19-57 LPM

 Height: 13'-8"/417 CM



**DEW DROP BUCKETS**  
W356


 5-15 GPM/19-57 LPM

 Height: 14'-10"/452 CM



**FILL N' SPILL**  
W103


 5-15 GPM/19-57 LPM

 Height: 13'-0"/396 CM



**SPIN N' SPILL**  
W130

 15-30 GPM/47-114 LPM

 Height: 13'-4"/406 CM



**BIG BUCKETS**  
W121


 14-42 GPM/53-159 LPM

 Height: 13'-0"/396 CM



**SPLASH TOWER**  
W133

 32-96 GPM/121-363 LPM

 Height: 15'-6"/472 CM

# THEMED ESSENTIALS



## IMAGINATION AT PLAY

Water Odyssey captures the essence of theming when it comes to aquatic play. It's an artistic combination of hand-detailed carving and painting that make these features come to life. With over 200 years of collective experience in custom fabrication for the aquatic industry, our artists lead the way in the creation of truly unique spray features that set Water Odyssey apart from the rest.



### Unique features for unique facilities

Themed Essentials can be painted with logos, sponsor names, and other graphics. Vibrant colors, theming, and custom creations help set your facilities apart from the rest.



### Durable & long-lasting

All Themed Essentials are made of 304L stainless steel with the addition of hand-crafted themed creations. These spray features are protected with UV & chemical resistant Aqua Armor™, the most durable coating system in the industry.



### Interchangeable

Themed Essentials are Interchangeable by means of the Switcheroo™ anchor base system. Planning for the future. Start small with ground sprays, then upgrade to Themed Essentials to get the look you had planned for.

For custom themed products visit [www.waterodyssey.com](http://www.waterodyssey.com) to find your local Water Odyssey representative, or contact us.




Recreational spaces allow for exciting opportunities to stimulate and enrich the senses for people of all abilities.





**SCAN THE QR CODE TO SEE  
THIS SPRAY PARK IN MOTION!**





**SEA ANCHOR****W049**


 35-55 GPM/132-208 LPM

 W049C  
15-25 GPM/57-95 LPM

 Height: 10'-5"/155 CM

**SHIP PROW****W196**

 26 GPM/98 LPM

 Height: 5'-2"/157 CM


**DUMPIN' BUCCANEER****W142**

 25-50 GPM/95-189 LPM

 Height: 19'-5"/592 CM

**SHIP STERN****W197**


 5 GPM/19 LPM

 Height: 3'-8"/44 CM



**SCHOONER SPLASH**  
W148


 8-24 GPM/30-91 LPM

 Height: 19'-5"/592 CM




**SWAYING PALM**  
W110-DC


 8-24 GPM/30-91 LPM

 Height: 12'-1"/368 CM



**WHALE TAIL JR.**  
W215


 10 GPM/38 LPM

 Height: 7'-9"/236 CM



**WATER PALM**  
W018

 20-80 GPM/76-303 LPM


 Height: 11'-0"/310 CM



**FLOWER SHOWER**  
W128

 40-60 GPM/151-227 LPM


 W028C  
10-20 GPM/38-76 LPM

 Height: 11'-8"/328 CM



**DAISY RAINDROP**  
W061


 15 GPM/57 LPM


 Height: 9'-3"/282 CM






**TIDAL BUCKET**  
W185


 5-10 GPM/19-38 LPM  
Spread: 24'-0"/732 CM

 Height: 11'-0"/132 CM




**TIDAL BARREL**  
W186

 7-20 GPM/27-76 LPM  
Spread: 36'-0"/1097 CM

 Height: 15'-6"/472 CM



**TIDAL TANK**  
W032

 50-100 GPM/189-379 LPM  
Spread: 50'-0"/1524 CM


 Height: 20'-1"/612 CM






**SPILL TOWER**  
W127


 20-30 GPM/76-114 LPM


 Height: 14'-2"/431.8 CM



**WATER SNAKE**  
W066


 45 GPM/170 LPM

 Height: 10'-0"/305 CM



**WATER WINDMILL**  
W143


 40-60 GPM/151-227 LPM

 Height: 21'-1"/643 CM



**BUDDY BOVINE**  
W244

 3 GPM/11 LPM


 Height: 10'-0"/305 CM



**TRICKLE TRACTOR**  
W157

 42-62 GPM/159-235 LPM

 W157C  
17-22 GPM/64-83 LPM

 Height: 8'-7"/262 CM



**SEA DRAGON**  
W048

 55-75 GPM/208-284 LPM


 W048C  
15-25 GPM/57-95 LPM

 Height: 10'-0"/305 CM




**BIG MOUTH FROG**  
W238-1-BMF


 10 GPM/38 LPM

 Height: 6'-5"/196 CM



**CATTAILS**  
W322


 24 GPM/91 LPM

 Height: 11'-0"/335 CM



**FLUTTERBY RING**  
W350


 10 GPM/38 LPM

 Height: 5'-1"/155 CM



**SPIN N' PREY**  
W348


 26 GPM/98 LPM

 Height: 8'-7"/262 CM



**FISH N' SPILL**  
W327


 5-15 GPM/19-57 LPM

 Height: 11'-2"/340 CM



**HONEY BEAR BUCKETS**  
W347

 15-30 GPM/57-114 LPM

 Height: 13'-8"/417 CM

# SPRAYERS



SPRAY FEATURES  
THAT TWIST  
& TURN ADD  
IMMENSE PLAY  
VALUE



## IMAGINATION AT PLAY

From Gravity Cannons™ to themed Spin N' Sprays, Water Odyssey offers an extensive selection of high quality sprayers. Hand-detailed theming, and innovative features such as gravity controlled shut-offs & activators make spray features like these one-of-a-kind.



### Spray safely

Water Odyssey Sprayers are free of pinch points and can rotate 360° with no mechanical stops that will break overtime. Sprayers also come standard with an integral foam nozzle that emits an aerated stream that is soft to the skin. Water conserving options are available.



### Adjustable spray zones

Sprayers have a stainless steel integral flow control valve that is factory set and field adjustable to dictate the spray zones so water won't spray off the pad.



### Interchangeability

All Shooters & Sprayers are interchangeable. Change from theme to theme, or update your spray park with the next great product from Water Odyssey. Contact your local representative for more information.

For custom products visit [www.waterodyssey.com](http://www.waterodyssey.com) to find your local Water Odyssey representative, or contact us.




### GRAVITY & G2 SERIES


The Gravity Series sprayers are built around our unique soft-feel foam nozzle and is available with 45 to 360 degree swing (operating range) in both planes - standard is 90° horizontal swing by 45° vertical swing. This unit is available with a hidden wireless activator for virtually instantaneous on/off operation. There are no pinch points.

Options: Water Conserving Nozzle,  
Wireless Activator.

**GRAVITY SHOOTER**




**W049**

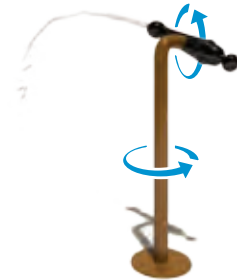
-  20 GPM/76 LPM
-  W056C  
12 GPM/45 LPM
-  Height: 3'-4"/284 CM



**GRAVITY CANNON**




**W088**

-  20 GPM/76 LPM
-  W056C  
12 GPM/45 LPM
-  Height: 3'-4"/284 CM



**G2 SHOOTER**




**W142**

-  20 GPM/76 LPM
-  W056C  
12 GPM/45 LPM
-  Height: 3'-4"/284 CM



**G2 CANNON**

**W284**


-  20 GPM/76 LPM
-  W056C  
12 GPM/45 LPM
-  Height: 3'-4"/284 CM



# THEMED SPRAYERS



## BIG SQWERTS™ SPIN N' SPRAYS

 18 GPM/68 LPM  
Throw: 20 FT/ 610 CM

 12 GPM/45 LPM

 Height: 4'-4"/132 CM


These sprayers are equipped with a taller stand pipe and intended for youth.






# THEMED SPRAYERS


## LITTLE SQWERTS™ SPIN N' SPRAYS

 12 GPM/45 LPM  
Throw: 15 FT/ 457 CM

 12 GPM/45 LPM

 Height: 3'-4"/102 CM

These sprayers are equipped with a shorter stand pipe and intended for the junior set.



# FUN FORMS™

THEMED PLAY



## HANDCRAFTED CREATIONS FOR THEMED AQUATIC PLAY

These playful spray features are designed to go anywhere and everywhere. Municipalities choose Fun Forms for their rigid durability and long-lasting color. Water parks choose them to enhance their visual brand to create an immersive experience for their patrons.

### Unique features for unique facilities

Water Odyssey offers a wide range of unique spray features. Vibrant colors, theming, and custom creations help set your facilities apart from the rest.

### Durable & long-lasting

Fun Forms are protected by Aqua Armor™, the strongest, most durable coating in the industry.

### Interchangeable & great for retrofit

All Fun Forms are manufactured to be easy to install, and make retrofit projects a breeze.

### Limitless possibilities

The Fun Forms line includes over 200 designs to choose from, or bring us your ideas and we can bring them to life!

### Fun for all children – Toddlers to Tweens

Fun Forms are intentionally designed to inspire youthful imaginations with bright colors and caricatured features for a truly fun look.



### Fun Forms Aqua Spouts™ Themed Play for the little ones!

Perfect for any aquatic play setting Aqua Spouts are designed to complete any theme. These low level features keep toddlers in mind with a variety of gentle water effects. There are over fifty brightly themed hand detailed standard designs to choose from.



### Fun Forms Aqua Sprayers™ Themed Play at its Best!

Fun Forms Aqua Sprayers™ are perfect for any aquatic play setting. Designed to complete any theme, these sprayers appeal to ages 3 and up. Aqua Sprayers offer wide variety of water effects such as misters, fans, and streams. Combinations of effects add play value to these unique spray features. There are over seventy brightly themed hand detailed standard designs to choose from.



### Fun Forms Aqua Slides™ Slide into action!

Fun Forms Aqua Slides are great additions to any aquatic play setting. Aqua Slides meet ASTM requirements and are offered in various sizes to fulfill the needs of different age groups: Ages 2-5 and 5-12. There are over forty brightly themed hand detailed standard designs to choose from.

Custom designs are available. Contact your local Water Odyssey representative for more information.

# FUN FORMS OCEAN THEME







Combine Fun Forms with nautical themed Essentials to create more play value with an array of spray effects.




Kids love to plug holes with their fingers and redirect the water, making it spray further from the other nozzles.



Fun Forms slides are aesthetically inviting to youngsters. Slides help them build confidence to take on new challenges.



**SCAN THE QR CODE TO SEE  
THIS SPRAY PARK IN MOTION!**



## OCEAN THEME




THESE BRIGHTLY THEMED FEATURES ARE PAIRED WITH GENTLE WATER EFFECTS, MAKING THEM IDEAL FOR TODDLER ZONES.



**KIRBY CRAB**  
F3000 AQUA SPOUT


 8 GPM/30.3 LPM


 13/14/6 IN  
33/36/15 CM



**OLIE OCTOPUS**  
F3006 AQUA SPOUT


 2 GPM/7.6 LPM

 24/20/10 IN  
61/51/25 CM



**SARAH SEASHELL**  
F3009 AQUA SPOUT

 3 GPM/11.4 LPM

 18/16/5 IN  
46/41/13 CM

“Imagination is more important than knowledge. For knowledge is limited, whereas imagination embraces the entire world ...”


— Albert Einstein





**STEVIE STINGRAY**  
F3041 AQUA SPOUT


 13 GPM/49.2 LPM

 42/36/12 IN  
107/91/30 CM



**FINN THE FISH**  
F3007 AQUA SPOUT


 3 GPM/11.4 LPM

 12/18/12 IN  
30/46/30 CM



**LIL' STARFISH**  
F3021 AQUA SPOUT


 3 GPM/11.4 LPM

 18/14/4 IN  
46/36/10 CM



**COWARDLY CLAM**  
F3008 AQUA SPOUT


 2 GPM/7.6 LPM

 16/16/8 IN  
41/41/20 CM



**DALTON DOLPHIN**  
F3004 AQUA SPOUT

 12 GPM/45.4 LPM

 40/24/12 IN  
102/61/30 CM




# OCEAN THEME



**TOMMY SEA TURTLE**  
F3010 AQUA SPOUT


 3 GPM/11 LPM

 30"/22"/8"  
76/56/20 CM



**BIG STARFISH**  
F3002 AQUA SPOUT


 13 GPM/49 LPM

 42"/42"/10"  
107/107/25 CM



**LARRY LOBSTER**  
F3001 AQUA SPOUT


 4 GPM/15 LPM

 40"/30"/10"  
102/76/25 CM



**MARTHA MANTA RAY**  
F3003 AQUA SPOUT

 16 GPM/61 LPM


 42"/36"/10"  
107/91/25 CM

DESIGNED TO COMPLETE ANY THEME, AQUA SPRAYERS CAN HELP TURN YOUR SPRAY PARK INTO A LAND OF FANTASY.



**SEABISCUIT**  
F2013 AQUA SPOUT


 18 GPM/68 LPM

 2'-6"/2'-6"/5'-0"  
76/76/152 CM



**OLIE ON A ROCK**  
F2015 AQUA SPOUT


 16 GPM/61 LPM

 3'-0"/3'-0"/4'-0"  
91/91/122 CM



**STANTON SEA TURTLE**  
F2016 AQUA SPOUT

 40 GPM/151 LPM

 4'-0"/3'-6"/3'-6"  
122/107/107 CM

In play a child always behaves beyond his average age, above his daily behavior. In play it is as though he were a head taller than himself.

— Lev Vygotsky




## OCEAN THEME



**SUNKEN DINGY**  
F2019 AQUA SPRAYER


 30 GPM/114 LPM

 3'-6"/3'-0"/5'-0"  
107/91/152 CM



**RUB-A-DUB SUB**  
F2059 AQUA SPRAYER


 100 GPM/379 LPM

 8'-0"/8'-0"/15'-0"  
244/244/457 CM




**DOLPHIN DUO**  
F2010 AQUA SPRAYER

 26 GPM/98.4 LPM

 4'-6"/1'-6"/10'-0"  
137/46/305 CM

**WALLY WHALE TAIL**  
F2009 AQUA SPRAYER


 37 GPM/140 LPM

 11'-6"/5'-0"/9'-0"  
351/152/274 CM



**EDUARDO EEL**  
F2011 AQUA SPRAYER


 20 GPM/76 LPM

 4'-0"/3'-0"/8'-6"  
122/91/259 CM



**PELICAN PETE**  
F2008 AQUA SPRAYER


 20 GPM/76 LPM

 4'-6"/2'-6"/8'-0"  
137/76/244 CM



**SIMON SEA DRAGON**  
F2046 AQUA SPRAYER

 20 GPM/76 LPM

 18'-6"/2'-0"/3'-6"  
564/61/107 CM






OCEAN THEME




**FINN THE FISH**  
F1014 AQUA SLIDE


 8 GPM/30 LPM


 10' -0"/7'-0"/7'-6"  
305/213/229 CM

1 Chute: Ages 5-12



**CALVIN CLAM**  
F1114 AQUA SLIDE


 8 GPM/30 LPM  
\*36 GPM/136 LPM


 6'-8"/4'-6"/4'-6"  
203/137/137 CM

1 Chute: Ages 2-5



**TIMMY TIGER SHARK**  
F1006 AQUA SLIDE

 8 GPM/30 LPM  
\*18 GPM/68 LPM


 10'-0"/5'-0"/7'-0"  
305/152/213 CM


1 Chute: Ages 5-12





**CARL CLOWNFISH**  
F1004 AQUA SLIDE


 8 GPM/30 LPM  
\*30 GPM/114 LPM


 6'-8"/4'-0"/4'-6"  
203/122/137 CM

1 Chute: Ages 2-5



**SADIE SEA TURTLE**  
F1009 AQUA SLIDE


 8 GPM/30 LPM  
\*40 GPM/151 LPM


 10'-0"/7'-6"/7'-0"  
305/229/213 CM

1 Chute: Ages 5-12



**DEVAN DOLPHIN**  
F1005 AQUA SLIDE


 8 GPM/30 LPM  
\*30 GPM/114 LPM


 6'-6"/3'-2"/5'-2"  
198/97/157 CM

1 Chute: Ages 2-5



**PIERRE PADDLE BOAT**  
F1127 AQUA SLIDE

 16 GPM/61 LPM  
\*160 GPM/ 606 LPM


 14'-0"/9'-0"/16'-0"  
427/274/488 CM

2 Chutes: Ages 5-12



**SKIPPER'S SCHOONER**  
F1002 AQUA SLIDE


 8 GPM/30 LPM


 9'-0"/5'-0"/11'-6"  
274/152/351 CM

1 Chute: Ages 5-12



**TOMMY TUGBOAT**  
F1003 AQUA SLIDE

 8 GPM/30 LPM  
\*50 GPM/189 LPM

 6'-8"/4'-0"/4'-6"  
203/122/137 CM

1 Chute: Ages 2-5

\* Notes water volume for additional water effects

# FUN FORMS PIRATE THEME









The Fun Forms Pirate Ship makes a great centerpiece with 3 slides






These whimsical Tropical Palms create cooling stations as water gently falls down from the fronds above.




**SCAN THE QR CODE TO SEE THIS SPRAY PARK IN MOTION!**



**PETE'S PIRATE HAT**  
**F3012 AQUA SPOUT**

---

 12 GPM/45 LPM


 36/18/18 IN  
91/46/46 CM



**LIL' TREASURE CHEST**  
**F3013 AQUA SPOUT**

---

 8 GPM/30 LPM


 18/12/18 IN  
46/30/46 CM



**CANNONBALL**  
**F3016 AQUA SPOUT**

---

 4 GPM/15 LPM


 24/24/12 IN  
61/61/30 CM



**TREASURE MAP**  
**F3014 AQUA SPOUT**

---

 1 GPM/4 LPM


 36/18/12 IN  
91/46/30 CM






**PIRATE PROW**  
F2005 AQUA SPRAYER

 32 GPM/121 LPM

 11'-0"/6'-0"/7'-0"  
335/183/213 CM


**CROW'S NEST**  
F2066 AQUA SPRAYER

 36 GPM/136 LPM

 2'-0"/2'-0"/10'-0"  
61/61/305 CM

**PIRATE STERN**  
F2004 AQUA SPRAYER


 14 GPM/53 LPM

 5'-0"/6'-0"/3'-0"  
152/183/91 CM



**PIRATE KNIFE**  
F2075 AQUA SPRAYER


 8 GPM/30 LPM

 3'-0"/3'-0"/4'-0"  
91/91/122 CM



**SHIP CANNON**  
F2006 AQUA SPRAYER


 30 GPM/114 LPM

 7'-0"/3'-0"/6'-0"  
213/91/183 CM



**ANCHOR AWAY**  
F2060 AQUA SPRAYER

 18 GPM/68 LPM


 5'-6"/4'-6"/5'-0"  
168/137/152 CM


# PIRATE THEME



**TROPICAL PALM**  
F2007 AQUA SPRAYER


 20 GPM/76 LPM

 8'-0"/8'-0"/13'-0"  
244/244/396 CM




**BIG TREASURE CHEST**  
F2045 AQUA SPRAYER


 75 GPM/284 LPM

 4'-0"/6'-0"/4'-6"  
122/183/137 CM



**TROPICAL BEACH**  
F1126 AQUA SLIDE

 16 GPM/61 LPM  
\*88 GPM/333 LPM


 28'-0"/9'-0"/17'-0"  
853/274/518 CM

2 Chutes: Ages 5-12



**TERRY TOUCAN**  
F1010 AQUA SLIDE


 8 GPM/30 LPM


 6'-8"/3'-0"/4'-6"  
203/274/137 CM

1 Chute: Ages 2-5




**POLLY PARROT**  
F1125 AQUA SLIDE


 8 GPM/30 LPM  
\*40 GPM/151 LPM


 9'-6"/8'-0"/10'-6"  
290/244/320 CM

1 Chute: Ages 5-12




**BROKE BOAT**  
F1123 AQUA SLIDE


 8 GPM/30 LPM  
\*8 GPM/30 LPM

 6'-8"/3'-4"/5'-0"  
203/102/152 CM

1 Chute: Ages 2-5

**PIRATE SHIP**  
F1140 AQUA SLIDE

 24 GPM/91 LPM  
\*76 GPM/288 LPM

 26'-0"/8'-0"/23'-0"  
792/244/701 CM

3 Chutes: Ages 5-12



\* Notes water volume for additional water effects

# FUN FORMS NATURE THEME











A variety of features and effects invites people of all abilities to interact and delight in what water can do for the soul.





**SCAN THE QR CODE TO SEE  
THIS SPRAY PARK IN MOTION!**



## NATURE THEME




HAPPY FACES AND  
GENTLE WATER  
EFFECTS ARE AN  
INVITING WAY TO  
AQUATIC PLAY FOR  
YOUNGSTERS



**FELIPE FROG**  
F3029 AQUA SPOUT


 13 GPM/49 LPM

 22"/18"/15"  
56/46/38 CM



**SLITHERING SNAKE**  
F3028 AQUA SPOUT


 10 GPM/38 LPM

 42"/10"/16"  
107/25/41 CM



**GRACIE GATOR**  
F3051 AQUA SPOUT


 16 GPM/61 LPM

 36"/14"/10"  
91/36/25 CM



**SUNFLOWER**  
F3020 AQUA SPOUT

 1 GPM/4 LPM


 16"/16"/6"  
41/41/15 CM





**BEATRICE BUTTERFLY**  
F3023 AQUA SPOUT


 3 GPM/11 LPM

 24"/16"/24"  
61/41/61 CM



**BILLY BOX TURTLE**  
F3032 AQUA SPOUT


 4 GPM/15 LPM

 26"/20"/18"  
66/51/46 CM



**DELILAH DRAGONFLY**  
F3025 AQUA SPOUT


 8 GPM/30 LPM

 32"/32"/18"  
81/81/46 CM



**HARRY HIPPO**  
F3030 AQUA SPOUT


 8 GPM/30 LPM

 36"/24"/18"  
91/61/46 CM



**LINDSEY LADYBUG**  
F3005 AQUA SPOUT


 3 GPM/11 LPM

 14"/12"/6"  
36/30/15 CM



**BABY BEE**  
F3022 AQUA SPOUT

 3 GPM/11 LPM


 18"/16"/10"  
46/41/25 CM

## NATURE THEME



**ELSA ELEPHANT**  
F2110 AQUA SPRAYER


 35 GPM/133 LPM

 5'-6"/3'-0"/6'-6"  
168/91/199 CM



**LILLY FROG**  
F2028 AQUA SPRAYER


 30 GPM/114 LPM

 4'-0"/4'-0"/2'-6"  
122/122/76 CM



**SHELDON SNAIL**  
F2065 AQUA SPRAYER

 26 GPM/98 LPM

 4'-6"/2'-6"/2'-6"  
137/76/79 CM

“Play is the highest expression of human development in childhood, for it alone is the free expression of what is in a child’s soul.”


– Friedrich Froebel





**BEAR N' TROUT**  
F2092 AQUA SPRAYER


 40 GPM/151.4 LPM

 4'-6"/4'-0"/7'-6"  
137/122/232 CM



**BEAR IN A TREE**  
F2017 AQUA SPRAYER


 25 GPM/94.6 LPM

 6'-0"/6'-0"/12'-0"  
183/183/366 CM



**EAGLE EYE**  
F2067 AQUA SPRAYER


 50 GPM/189.3 LPM

 6'-0"/7'-0"/13'-0"  
183/213/396 CM



**LION FLOWER**  
F2064 AQUA SPRAYER


 25 GPM/94.6 LPM

 3'-0"/3'-6"/7'-6"  
91/107/223 CM



**PETUNIA**  
F2040 AQUA SPRAYER


 20 GPM/75.7 LPM

 3'-0"/3'-0"/7'-6"  
91/91/223 CM




**PANSY**  
F2020 AQUA SPRAYER

 35 GPM/132.5 LPM

 2'-6"/2'-6"/7'-0"  
76/76/213 CM

**RUPERT RHINO**  
**F2019 AQUA SPRAYER**


 18 GPM/68.1 LPM

 6'-0"/2'-6"/4'-0"  
183/76/122 CM



**TOO TALL GIRAFFE**  
**F2068 AQUA SPRAYER**


 20 GPM/75.7 LPM

 5'-0"/3'-0"/12'-0"  
152/91/366 CM



**MARTY MOOSE**  
**F2026 AQUA SPRAYER**


 35 GPM/132.5 LPM

 7'-6"/5'-0"/13'-0"  
229/152/396 CM



**HECTOR HERON**  
**F2025 AQUA SPRAYER**

 20 GPM/75.7 LPM


 6'-0"/2'-0"/13'-6"  
183/61/411 CM








**TREE HOUSE**  
F1131 AQUA SLIDE

 8 GPM/30 LPM  
\*30 GPM/114 LPM


 9'-0"/5'-0"/7'-0"  
274/152/213 CM

1 Chute: Ages 5-12



**MINI MOUNTAIN**  
F1119 AQUA SLIDE


 8 GPM/30 LPM


 6'-8"/5'-0"/4'-6"  
203/152/137 CM

1 Chute: Ages 2-5



**TOBY TIGER**  
F1015 AQUA SLIDE


 8 GPM/30 LPM  
\*30 GPM/114 LPM


 10'-0"/7'-0"/7'-6"  
305/213/229 CM

1 Chute: Ages 5-12



**LEO LION**  
F1134 AQUA SLIDE

 8 GPM/30 LPM  
\*30 GPM/114 LPM


 6'-8"/3'-0"/4'-6"  
203/91/137 CM

1 Chute: Ages 2-5



**BALD EAGLE**  
F1133 AQUA SLIDE


 8 GPM/30 LPM


 10'-0"/7'-0"/7'-6"  
305/213/229 CM

1 Chute: Ages 5-12



**GILBERT GATOR TAIL**  
F1007 AQUA SLIDE

 8 GPM/30 LPM  
\*2 GPM/7 LPM

 6'-8"/3'-6"/4'-0"  
142/107/122 CM

1 Chute: Ages 2-5

\* Notes water volume for additional water effects

## NATURE THEME




CHOOSE FROM OUR  
EXISTING SLIDES, OR  
LET US DESIGN ONE  
FOR YOU



**HOLLOW LOG**  
F1130 AQUA SLIDE


 8 GPM/30 LPM


 6'-8"/3'-0"/5'-0"  
203/91/152 CM

1 Chute: Ages 2-5



**JUMPING FROG**  
F1008 AQUA SLIDE

 8 GPM/30 LPM  
\*30 GPM/114 LPM


 6'-8"/3'-0"/4'-0"  
203/91/122 CM

1 Chute: Ages 2-5



**BUDDY BEAVER**  
F1000 AQUA SLIDE

 8 GPM/30 LPM

 7'-0"/3'-6"/5'-0"  
213/107/152 CM

1 Chute: Ages 2-5

"Children learn as they play.  
Most importantly, in play children learn how to learn."

— O. Fred Donaldson






**Scale It Up!**

Like the custom Hollow Log slide shown, Water Odyssey can increase the size of the slide to fit your needs. Contact your Water Odyssey representative for more information on custom slides.

# FUN FORMS SPORTS THEME








Adding a spray park to your sports facilities creates a gathering place to cool off after a game.



Create a community place where families can come together and interact in a positive setting.



**SCAN THE QR CODE TO SEE  
THIS SPRAY PARK IN MOTION!**




**HOME RUN**

**F3060 AQUA SPOUT**

---

 5 GPM/19 LPM

 14"/14"/7"  
36/36/18 CM




**GOOOAAAL**

**F3056 AQUA SPOUT**

---

 9 GPM/34 LPM

 20"/20"/10'-0"  
51/51/25 CM




**DOUBLE DRIBBLE**

**F3059 AQUA SPOUT**

---

 5 GPM/19 LPM

 20"/20"/10"  
51/51/25 CM




**ACE**

**F3062 AQUA SPOUT**

---

 12 GPM/45 LPM

 16"/16"/8'-0"  
41/41/20 CM




**BLITZ**

**F3061 AQUA SPOUT**

---

 6 GPM/23 LPM

 20"/16"/8"  
51/41/20 CM






## BATTER-UP!

### F2056 AQUA SPRAYER


 36 GPM/136 LPM


 2'-0"/2'-0"/10'-0"  
61/61/305 CM



## KICK-OFF

### F1139 AQUA SLIDE

 8 GPM/30 LPM  
\*18 GPM/68 LPM


 6'-8"/4'-6"/5'-6"  
203/137/168 CM


1 Chute: Ages 2-5



## SLAM DUNK

### F1137 AQUA SLIDE

 8 GPM/68 LPM  
\*24 GPM/91 LPM

 9'-6"/8'-6"/6'-0"  
290/259/183 CM

1 Chute: Ages 5-12



\* Notes water volume for additional water effects



A VARIETY OF SPRAY  
EFFECTS CREATES AN  
ENGAGING AQUATIC  
PLAY SPACE.







Combine themed Spin N' Sprays with Fun Forms for added interactivity and a fun cohesive look.




Water tunnels create opportunities to crawl and weave through the streams, getting kids to use different muscles groups and ranges of motion.



**SCAN THE QR CODE TO SEE  
THIS SPRAY PARK IN MOTION!**



Kids love to plug the streams with their fingers to make other streams spray further.




## DESERT THEME



**JIMMY JACK RABBIT**  
F3053 AQUA SPOUT


 10 GPM/37.9 LPM

 18"/12"/24"  
46/30/61 CM



**SAM SCARAB**  
F3055 AQUA SPOUT


 8 GPM/30.3 LPM

 24"/16"/10"  
61/41/25 CM



**HECTOR HILA MONSTER**  
F3031 AQUA SPOUT

 16 GPM/60.6 LPM

 36"/24"/12"  
91/61/30 CM

"Children need the freedom and time to play. Play is not a luxury. Play is a necessity."


— Kay Redfield Jamison





**SALLY SPIDER**  
F3052 AQUA SPOUT


 6 GPM/22.7 LPM

 18"/16"/12"  
46/41/30 CM



**ALLEN ARMADILLO**  
F3049 AQUA SPOUT


 5 GPM/18.9 LPM

 24"/14"/16"  
61/36/41 CM



**KIDDY CACTUS**  
F3050 AQUA SPOUT


 12 GPM/45.2 LPM

 16"/16"/16"  
41/41/41 CM



**SANDRA SCORPION**  
F3042 AQUA SPRAYER


 2 GPM/8 LPM

 4'-0"/3'-0"/3'-0"  
122/91/91 CM



**LAZY LIZARD**  
F2043 AQUA SPRAYER


 30 GPM/114 LPM

 2'-6"/2'-6"/2'-6"  
76/76/76 CM




**ROGER RATTLESNAKE**  
F2044 AQUA SPRAYER

 10 GPM/38 LPM

 2'-0"/2'-4"/3'-0"  
76/71/91 CM

**KRAZY KOKOPELLI**  
F2055 AQUA SPRAYER


 35 GPM/133 LPM

 6'-6"/6'-0"/13'-0"  
198/183/396 CM



**ROCKY RAIN**  
F2052 AQUA SPRAYER


 18 GPM/68 LPM

 7'-6"/3'-0"/10'-0"  
229/91/305 CM



**BALANCED ROCK**  
F2051 AQUA SPRAYER


 40 GPM/151 LPM

 5'-0"/5'-0"/10'-6"  
152/152/320 CM



**COWBOY CACTUS**  
F2041 AQUA SPRAYER


 60 GPM/227 LPM

 5'-0"/3'-0"/10'-0"  
152/91/305 CM



**TOTEM POLE**  
F2054 AQUA SPRAYER

 84 GPM/318 LPM

 13'-0"/3'-0"/15'-0"  
396/91/457 CM







DESERT THEME

A VARIETY OF SPRAY EFFECTS CREATE AN ENGAGING AQUATIC PLAY SPACE.



**CHUCKWAGON**  
F1143 AQUA SLIDE

8 GPM/30 LPM  
\*30 GPM/114 LPM

4'-0"/3'-0"/6'-0"  
122/91/183 CM

1 Chute: Ages 2-5




**STAGECOACH**  
F1144 AQUA SLIDE

8 GPM/30 LPM  
\*48 GPM/182 LPM

4'-0"/3'-0"/6'-0"  
122/91/183 CM

1 Chute: Ages 5-12



**BIG DOUBLE BEND**  
F1011 AQUA SLIDE

16 GPM/60.6 LPM  
\*48 GPM/182 LPM

14'-0"/10'-0"/15'-0"  
427/305/457 CM

2 Chutes: Ages 5-12

"Creative play is like a spring that bubbles up from deep within a child."

— Joan Almon



\* Notes water volume for additional water effects

Water Odyssey Catalog

A young boy with brown hair is splashing in a pool of water. He is shirtless and has a joyful expression with his mouth open. He is surrounded by large, colorful, abstract structures that look like stylized water slides or fountains. The structures are primarily pink, red, and blue. The background shows other people, including a person in a red shirt, and a sandy area. The overall scene is bright and sunny.

# FUN FORMS TRANSPORTATION




COME ABOARD  
AND TAKE YOUR  
IMAGINATION  
FOR A RIDE





The Train & Coal Car Aqua Slide makes a fun-filled centerpiece with multiple slides and lots of water effects.






**SCAN THE QR CODE TO SEE THIS SPRAY PARK IN MOTION!**



Commemorate your community heroes, donors, and icons with custom painted logos and graphics.




## TRANSPORTATION THEME



**KID CORSAIR**  
F3033 AQUA SPOUT


 8 GPM/30 LPM

 42"/42"/18"  
107/107/46 CM



**WATER BOMBER**  
F3034 AQUA SPOUT


 18 GPM/68 LPM

 42"/42"/18"  
107/107/46 CM



**JUMBO JET**  
F2018 AQUA SPRAYER

 40 GPM/151 LPM

 6'-0"/6'-0"/2'-6"  
183/183/76 CM

"When children pretend, they're using their imaginations to move beyond the bounds of reality. A stick can be a magic wand. A sock can be a puppet. A small child can be a superhero."

— Fred Rogers





**HEY TAXI!**  
F2072 AQUA SPRAYER

41 GPM/155 LPM

4'-0"/2'-0"/3'-0"  
122/61/91 CM



**LIL' FIRE ENGINE**  
F2001 AQUA SPRAYER

37 GPM/140 LPM

4'-0"/2'-6"/3'-0"  
122/76/91 CM



**RUNAWAY TRAIN**  
F2000 AQUA SPRAYER

36 GPM/136 LPM

7'-0"/3'-0"/5'-2"  
213/91/157 CM



**STOP-N-GO**  
F2074 AQUA SPRAYER

24 GPM/91 LPM

2'-0"/2'-0"/11'-0"  
61/61/355 CM



**CROSSING GUARD**  
F2023 AQUA SPRAYER

30 GPM/114 LPM

3'-6"/1'-6"/9'-0"  
107/46/274 CM



**RICKY'S ROCKET**  
F2079 AQUA SPRAYER

37 GPM/140 LPM

5'-0"/4'-0"/6'-6"  
152/122/198 CM



**4X4 OFF-ROAD**  
F113 AQUA SLIDE

16 GPM/61 LPM  
\*27 PGM/102 LPM

10'-6"/6'-0"/6'-0"  
320/183/183 CM



**AERO JOE**  
F1122 AQUA SLIDE

8 GPM/30 LPM

6'-8"/5'-6"/5'-0"  
203/168/152 CM

2 Chutes: Ages 5-12

1 Chute: Ages 2-5

## TRANSPORTATION THEME



### FIREMAN'S FRIEND F1145 AQUA SLIDE

16 GPM/61 LPM  
\*45 GPM/170 LPM

14'-0"/6'-0"/8'-0"  
427/183/244 CM

2 Chutes: Ages 5-12

### TRAIN N' COAL CAR F1120 AQUA SLIDE

24 GPM/91 LPM  
\*61 GPM/231 LPM

21'-6"/6'-0"/8'-0"  
655/183/244 CM

3 Chutes: Ages 5-12

### TINY TRAIN F1117 AQUA SLIDE

8 GPM/30 LPM  
\*37 GPM/140 LPM

7'-0"/3'-0"/5'-0"  
213/91/152 CM

1 Chute: Ages 2-5

"To the art of working well a civilized race would add the art of playing well."

– George Santayana





## Designing for Safer Aquatic Play

We care about the safety of our kids. That's why we design and manufacture our equipment to be compliant with ASTM. This means no entrapments, pinch points, and properly placed handholds for entry and exit points.



# GROUND SPRAYS

INTERACTIVE & INTERCHANGEABLE



STIMULATE THE  
SENSES WITH  
A VARIETY  
WIDE OF SPRAY  
EFFECTS



## SHAPING THE WAY WE PLAY WITH WATER

Ground Sprays, also known as flush mounts and deck sprays, are at the core of aquatic play. These features offer a wide variety of water effects typically seen in the fountain industry. Made from Stainless Steel and Brass, Flush Mount ground sprays are built to last. The top plates can be theme-painted to give your facilities a truly unique play experience.



### Theme painting for a truly unique look

Water Odyssey can paint your ground sprays to match the rest of your theme to help your facilities stand apart from the rest.



### Precision effects with long-lasting materials & finish

Precision-machined brass and stainless steel nozzles create quality effects, are easy to maintain, and last for years to come. Top plates are cast brass and available in a natural finish, or in Aqua Armor™ for a chlorine & UV resistant color finish.



### Low flow features for water conservation


We understand that water conservation is a big deal. That's why we provide a wide variety of water conserving ground sprays, so you can make every drop count.



Let Water Odyssey be a part of your design team help to you create a magical space full of wonder and excitement.



**SCAN THE QR CODE TO SEE  
THIS SPRAY PARK IN MOTION!**



## GROUND SPRAYS




GROUND SPRAY  
FEATURES ARE  
THE BACKBONE TO  
ANY AQUATIC PLAY  
AREA. THEY HELP  
TO COMPLETE THE  
SPACE.



**SPLASH-O-LATOR**  
W085

 7 GPM/27 LPM

 Height: 4 FT/10 CM



**TRIPLE MIST**  
W014


 3 GPM/11 LPM

 Height: 12 FT/122 CM



**JET WAY**  
W011

 9 GPM/34 LPM


 Height: 4 FT/122 CM





**POPP DROPP**  
W280


 3 GPM/11 LPM

 Height: 4 FT/122 CM



**BUG BUGGLE**  
W218


 16 GPM/61 LPM


 Height: 4 FT/122 CM  
Throw: 7 FT/213 CM



**BUBBLER**  
W091


 35 GPM/132 LPM


 Height: 1 FT/30 CM




**AQUA ARCH**  
W006

 5 GPM/19 LPM


 W006-C  
2 GPM/8 LPM


 Height: 4 FT/122 CM  
Throw: 7 FT/213 CM



**BABY LONG LEGS**  
W036

 18 GPM/68 LPM


 W036-C  
3 GPM/12 LPM


 Height: 4 FT/122 CM



**ANYWAYS PRAY**  
W100

 4 GPM/15 LPM

 W100-C  
2 GPM/8 LPM

 Height: 4 FT/122 CM  
Throw: 4 FT/122 CM


\* Features adjustable eyeball jet.

## GROUND SPRAYS



**DANDELION DOME**  
W043


 5 GPM/19 LPM

 Height: 2 FT/61 CM  
Spread: 6 FT/183 CM



**WATER SPROUT**  
W057


 4 GPM/15 LPM


 Height: 2 FT/61 CM  
Throw: 6 FT/183 CM



**WATER FLOWER**  
W071


 10 GPM/38 LPM


 Height: 1 FT/30 CM  
Spread: 2 FT/61 CM



**WATER ROUND**  
W005

 45 GPM/170 LPM


 W006-C  
23 GPM/85 LPM

 Height: 2 FT/61 CM  
Spread: 8 FT/244 CM



**WATER CROWN**  
W070

 29 GPM/110 LPM

 Height: 2 FT/61 M  
Spread: 6 FT/183 CM



**WATER LAVA**  
W068

 50 GPM/189 LPM

 Height: 2 FT/61 CM

### Does your Spray Park have a theme?

All ground spray features can be theme-painted to enhance the look of your spray park. Kids have fun moving from feature to feature identifying different animals imagining they are on an African safari. **Contact your sales representative for more information on theme-painting.**











**DADDY LONG LEGS**  
W004

-  31 GPM/117 LPM
-  W004-C  
7 GPM/27 LPM
-  Height: 7 FT/213 CM






**WATER WAVE**  
W055

-  54 GPM/204 LPM
-  Height: 4 FT/122 CM
-  Throw: 3 FT/91 CM
-  Width: 10 FT/305 CM





**WATER FAN**  
W083

-  42 GPM/159 LPM
-  Height: 6 FT/183 CM
-  Width: 12 FT/366 CM





**CLOUD 9**  
W016

-  6 GPM/23 LPM
-  Height: 12 FT/366 CM






**GEYSERINO**  
W073

-  75 GPM/284 LPM
-  Height: 5 FT/152 CM



**WATER WEAVE**  
W093

-  14 GPM/53 LPM
-  Height: 4 FT/244 CM
-  Spread: 8 FT/244 CM

# GROUND SPRAYS

## MINI SERIES




GROUND SPRAYS  
INFLUENCE  
DISCOVERY  
AND MULTI-  
GENERATIONAL  
PLAY



**OVER N' UNDER**  
W097

 24 GPM/91 LPM

 Height: 4 FT/122 CM  
Throw: 4 FT/122 CM




**WATER FENCE**  
W058

 6-36 GPM/23-136 LPM


 W058C  
2-10 GPM/8-38 LPM


 Height: 4 FT/122 CM



**WATER CAGE**  
W012

 60 GPM/227 LPM

 W012C  
18 GPM/68 LPM

 Height: 4 FT/122 CM

## Create with aquatic play

Keeping youthful hearts entertained by providing the creative depth your aquatic playground needs.



# GROUND SPRAYS

## MINI SERIES



**SIMPLE SPRAY II**  
W126



2-40 GPM/8-151 LPM



Height: 2-15 FT/61-457 CM



**PONY TAIL**  
W124



11 GPM/42 LPM



Height: 4 FT/122 CM  
Throw: 8 FT/244 CM



**DIRECTIONAL EYEBALL**  
W086



4 GPM/15 LPM



Height: 4 FT/122 CM  
Throw: 4 FT/122 CM



**MISTEE JET**  
W331



1 GPM/ 31 LPM



Height: 1 FT/31 CM



**SIMPLE SPRAY**  
W125



18 GPM/68 LPM



W125-C  
3 GPM/11 LPM



Height: 4 FT/122 CM



**DUET JET**  
W344



6 GPM/23 LPM



Height: 4 FT/122 CM  
Throw: 4 FT/122 CM

# MULTILEVEL PLAY STRUCTURES

## COLORCAST HOVER PADS



**MULTIPLE  
LEVELS, WATER  
EFFECTS, AND  
SLIDES COME  
TOGETHER FOR  
CONFIGURABLE  
FUN!**



## ADDING DIMENSION TO AQUATIC PLAY

ColorCast™ Hover Pads are multilevel aquatic play structures designed for toddler to teen. Enhanced with ColorCast accents, these modular designs offer a wide variety of play activities, interactive features, learning opportunities, and spray features. Experience aquatic play in a whole new way.



### Ease of installation

Unique center post design makes for easier installation than traditional multilevel structures. With less posts to create visual obstructions, supervision becomes much easier.



### Interchangeable center pieces and water effects

Center spray features and post features are interchangeable and can be configured to meet the needs of the space and maximize fun.



### Enhanced with ColorCast

ColorCast creates interesting colored shadows on the ground as light passes through.

For configurations and pricing, visit [www.waterodyssey.com](http://www.waterodyssey.com) to find your local Water Odyssey representative, or contact us.

# COLORCAST HOVER PADS

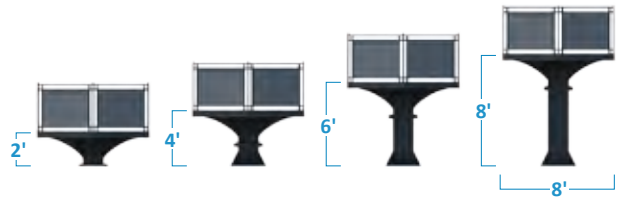
## Tons of interactivity, modularity, and fun!

ColorCast™ Hover Pads are multilevel aquatic play structures designed for toddler to teen. Enhanced with ColorCast accents, these modular designs offer a wide variety of play activities, interactive features, learning opportunities, and spray features. Experience aquatic play in a whole new way.




## Platform Dimensions

As the platforms get taller, the intended age group goes up. The standard platform heights are 2', 4', 6', and 8'. The hexagonal platform is 8 feet in width. This shape and size allows for versatility in features & configurations with ample room to play. Platforms can be positioned for multiple configurations. Open, closed, straight, curved, and loop slides are available. Platform transitions include stairs and bridges. Netting is available upon request. [Contact us for general questions and custom configurations.](#)



## Activity Panels

These panels can take the place of ColorCast panels for added play value. They incorporate activities such as turning cogs, and color mixing that encourage learning and motor skills development.



## Perimeter Activities


These spray feature options add play value by providing a variety of water effects. Some can be turned for added interactivity. Post features are interchangeable, and can be configured to meet the needs of the space and maximize fun. More perimeter activities are available. [Contact us for details.](#)





## MLPS-1 COLORCAST HOVER PAD

This Single-level Play Structure is designed for the youngsters. It features one level of play, two slides, multiple interactive spray features that turn, dumping buckets, and ColorCast accents. A Spin Flower adds to the platform as an interactive centerpiece. Optional activity panels can be incorporated to promote cognitive learning and motor skills.


 250 GPM MAX/946 LPM

 LEVELS: 1



## MLPS-2 COLORCAST HOVER PAD

This Multilevel Play Structure features two levels of play platforms, three slides, perimeter play activities and multiple interactive spray features that turn, dumping buckets, and ColorCast accents. A Spin Flower adds to the upper platform as an interactive centerpiece.

 500 GPM MAX/1893 LPM

 LEVELS: 2






ColorCast Hover Pads are modular, scalable, and can create a lot of play value in a relatively small footprint.







**SCAN THE QR CODE TO SEE THIS  
AQUATIC PLAY AREA IN MOTION!**




# MULTILEVEL PLAY STRUCTURES

## FUNFORMATIONS THEMED STRUCTURES



AN IMAGINATIVE  
AQUATIC PLAY  
EXPERIENCE  
INSPIRED BY  
NATURE





Design/build services



Long-lasting structural materials



Can match any theme



Custom themed slide units



Quality craftsmanship

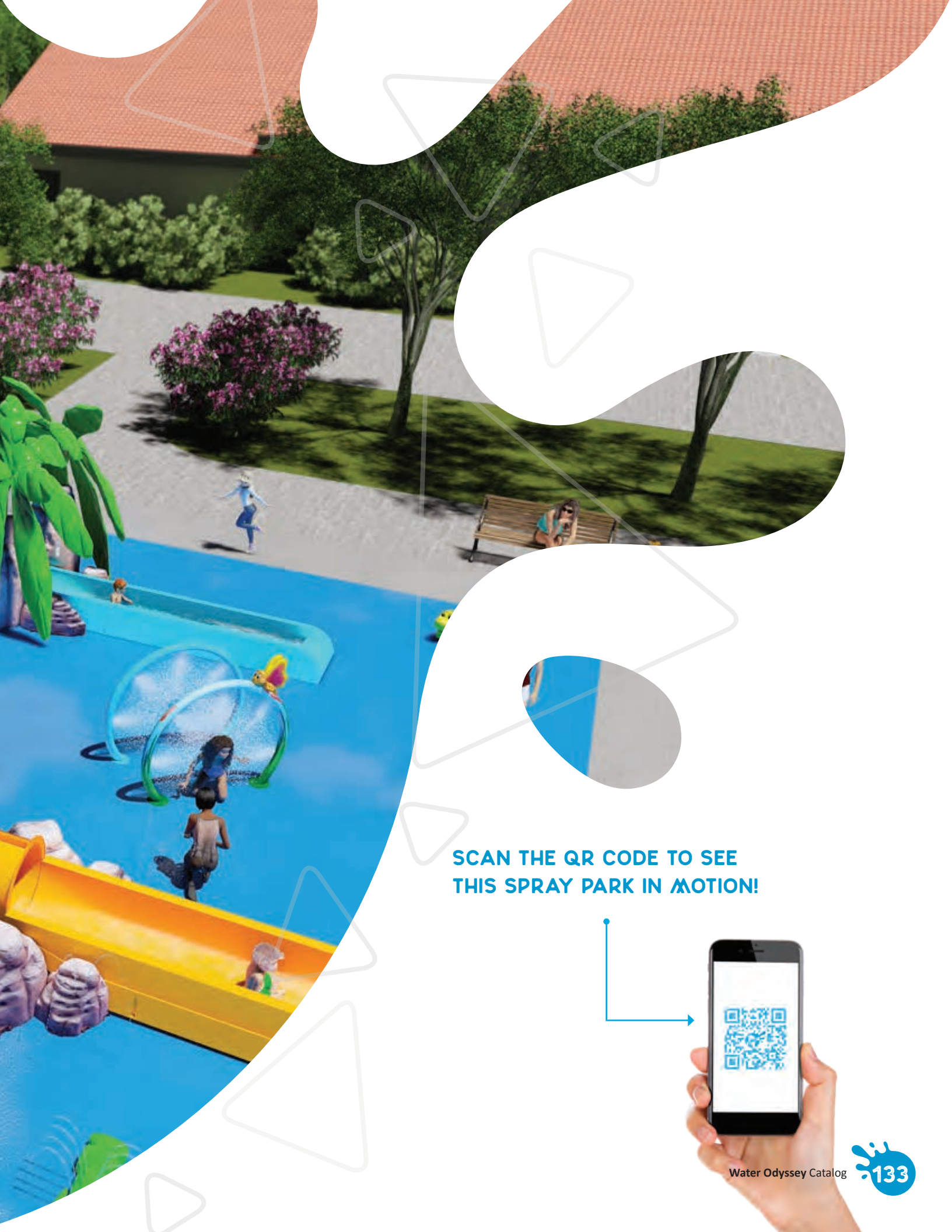
## Theming at its best!

- Glass fiber reinforced concrete (GFRC) structures with integral stainless steel and lath framework.
- From concept creation to the manufacture and installation of our structures, we can provide the services necessary for your next aquatic play project.
- From mascots and signage, to custom slides and structures, our talented team of artists, designers, welders, and sculptors can bring your vision to life.






Let Water Odyssey be a part of your design team help to you create a magical space full of wonder and excitement.



**SCAN THE QR CODE TO SEE  
THIS SPRAY PARK IN MOTION!**





## Landa Park

This custom nature-inspired tree structure is complete with a slide, dumping buckets, and water sprays.





## Fort Worth Zoo

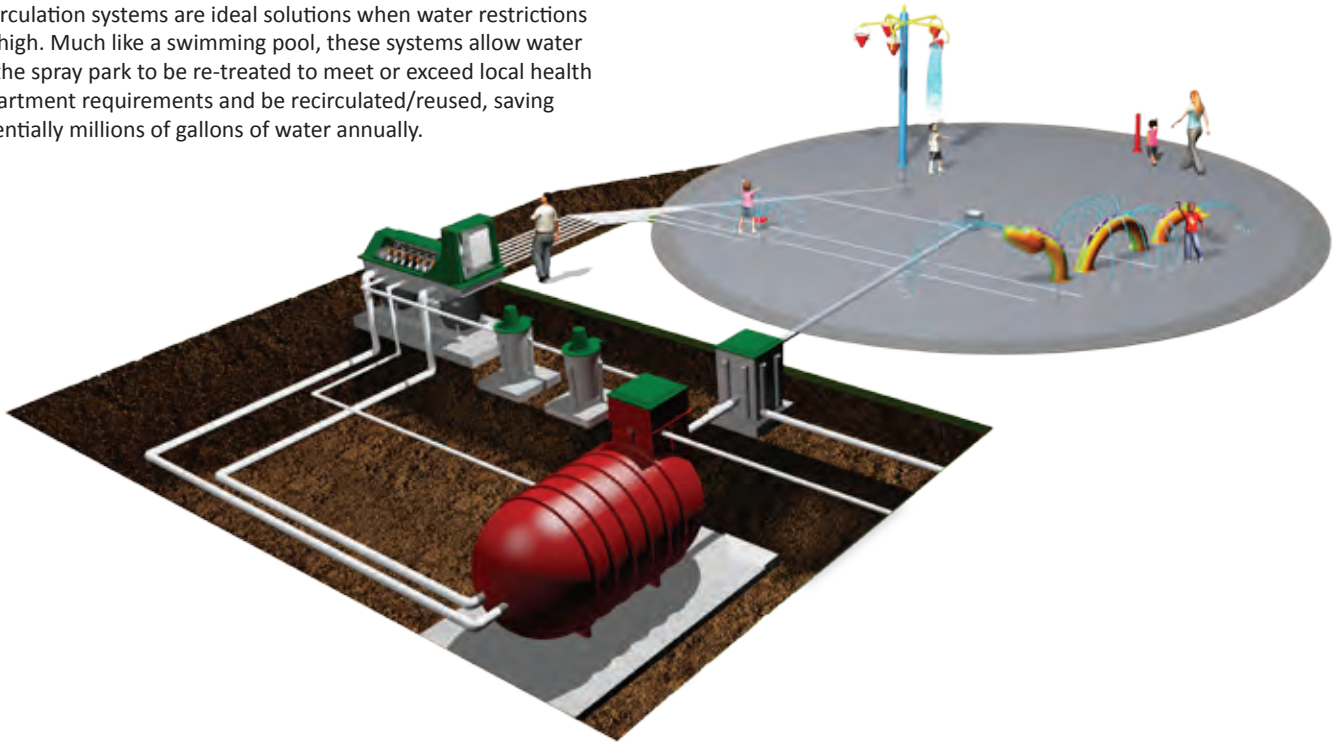
People flock to the zoo just to play in the water park. This Safari themed multi-level slide structure has slides at each level, animals that spray water, and tidal tank that dumps a massive splash of water for fun-filled aquatic play experience.



# WATER MANAGEMENT SYSTEMS

## Typical Recirculation Scenario

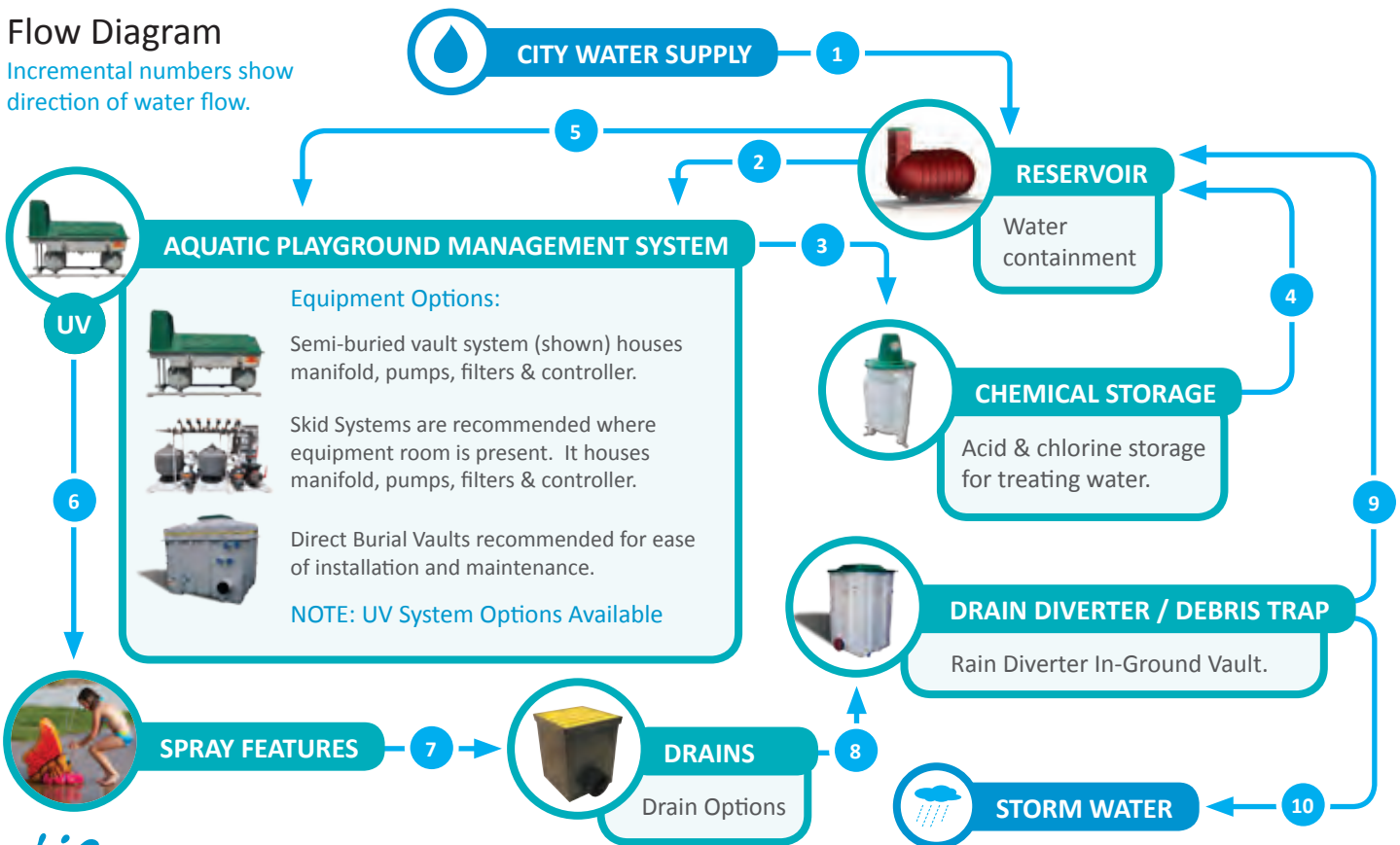
Recirculation systems are ideal solutions when water restrictions are high. Much like a swimming pool, these systems allow water for the spray park to be re-treated to meet or exceed local health department requirements and be recirculated/reused, saving potentially millions of gallons of water annually.



## HOW IT WORKS

### Flow Diagram

Incremental numbers show direction of water flow.







## Equipment Skid

Skid systems have been designed for projects which have an equipment room. These systems are designed to accommodate projects of all sizes. They include pumps, filters, valves, manifold, controller, motor starters, and ORP/pH chemical controller. Available in both Single Loop 100% Filtration and Double Loop Continual Filtration models. Skids are fully assembled and pre-tested at the factory prior to shipment and are U.L. Listed as an assembly.



## Semi-Buried Equipment Vaults

Designed for projects which do not have an equipment room, self-contained systems include pumps, filters, valves, manifold, controller, motor starters, and ORP/pH chemical controller. Available in both 100% filtered and articulated models. Units are fully assembled and pre-tested at the factory prior to shipment and the internal control system is UL Listed.




## Self-Contained Vaults

Direct burial vaults are perfect for small to medium projects. These systems pass all of the return water through the filters as opposed to articulated systems which have separate pumps for filtration and play component operation. All direct burial systems are pre-assembled and pre-tested at the factory prior to shipment. Internal control system is UL Listed.




## Chemical Storage & Metering Systems

Chemical Systems are designed specifically for aquatic playground use. These are complete pre-plumbed and pre-wired liquid chemical storage and metering systems that are suitable for indoor or outdoor installation. These units may also be installed either above-grade or below depending on the needs of the project.



## Reservoirs

Reservoirs are designed specifically for water features and spray parks. They are constructed of rustproof, long-lasting FRP (fiber reinforced plastic) with integral ribs for added strength. These units are manufactured with resin conforming to NSF 61 requirements for potable water tanks and to applicable requirements of Underwriters Laboratories 1316. Basic units include a fiberglass ladder, a mechanical fill valve and all connections required for the specific project design.



## Drains

The Water Odyssey Plain Drain and Maintenance Minimizer are cost-effective and ease maintenance. They feature a formed polyethylene sump, a molded polyurethane strainer basket, and a heavy-duty, ADA compliant grate with two quarter turn captive lock screws for quick maintenance. The Maintenance Minimizer also features a rain diverter service & winterization connection and is rated for 125 GPM, cycling 4 times the amount of water as a Plain Drain.



## Rain Diverter System

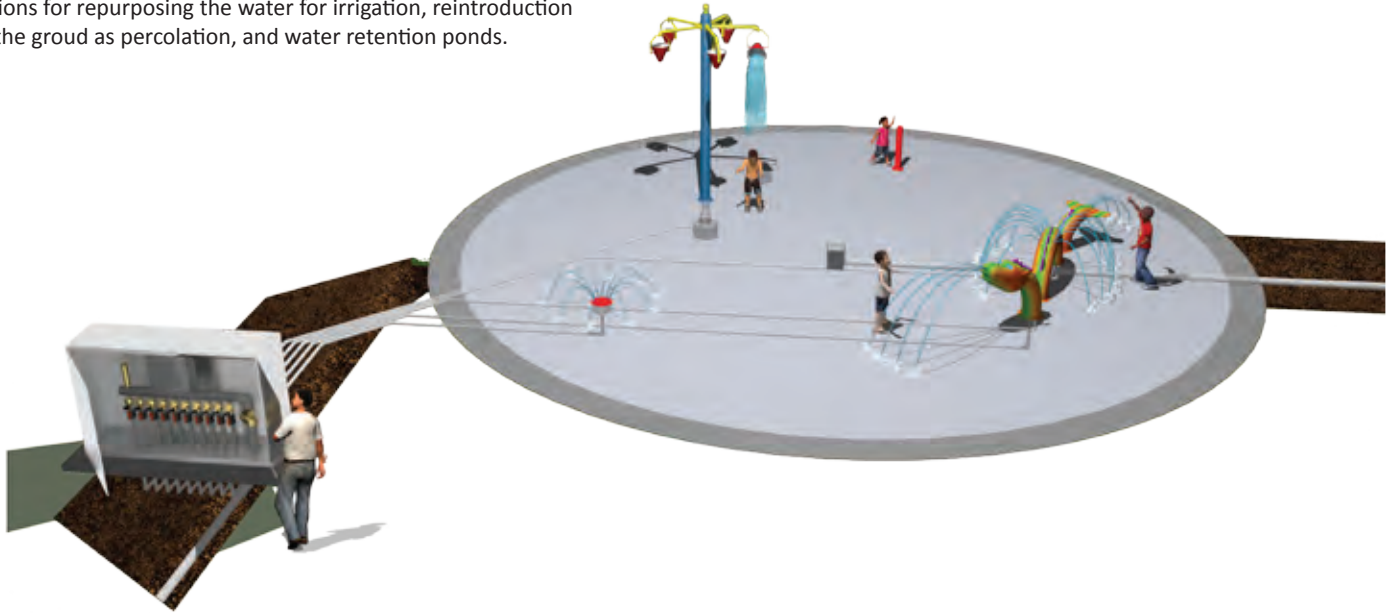
For situations where heavy rain conditions are common, this "off-pad" solution is ideal for diverting stormwater from the pad during non-operating hours. Rain diverters return water from the recirculation system to the reservoir during operating hours.

**NOTE:** Equipment may vary from project to project based on the needs of the design.

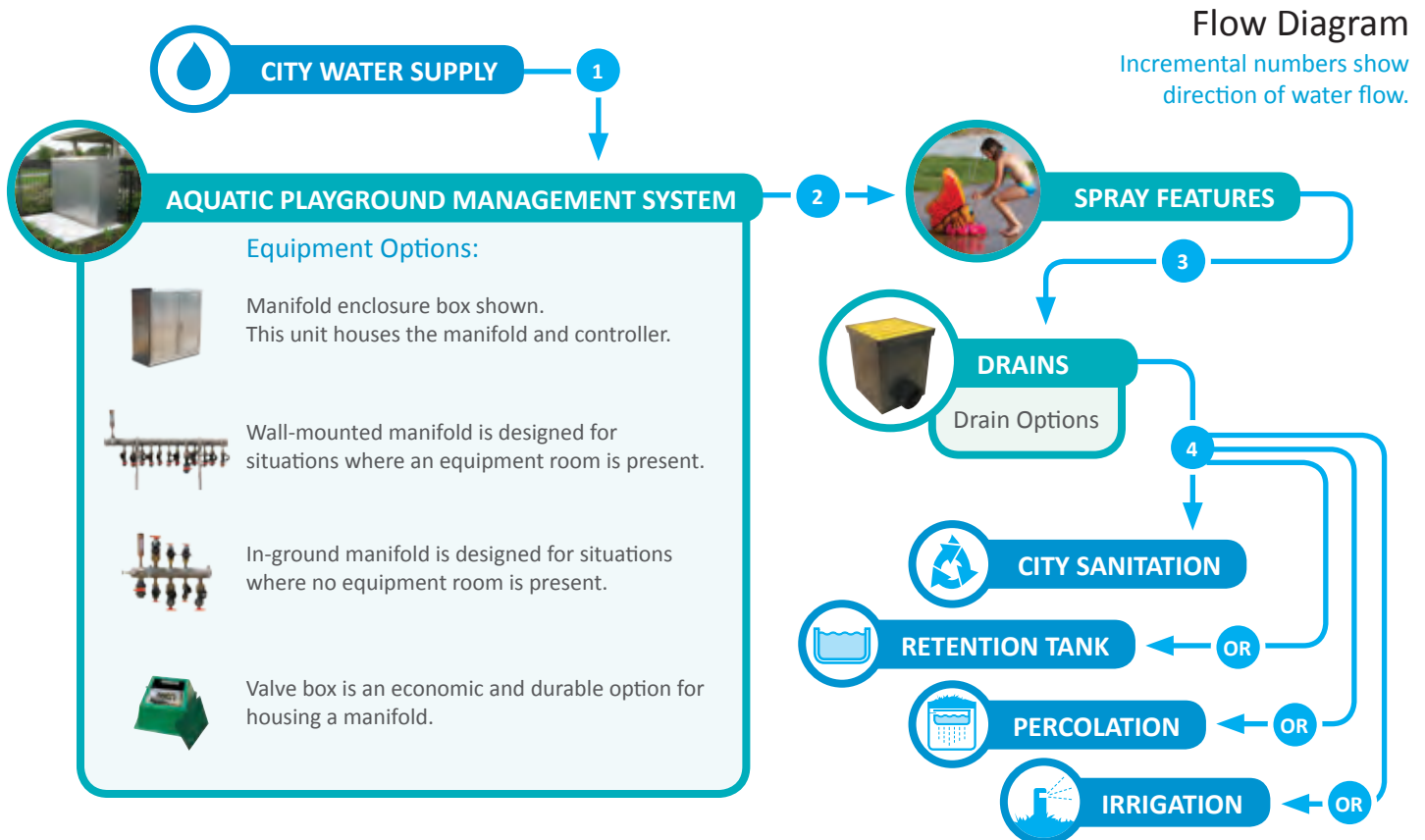
# WATER MANAGEMENT SYSTEMS

## Typical Flow-Through Scenario

Flow-through systems, also known as potable & single-pass systems, are a cost-effective solution when water restrictions are lenient. These systems are common for smaller projects that use less than 100 gallons per minute. This also makes them ideal solutions for repurposing the water for irrigation, reintroduction into the ground as percolation, and water retention ponds.



## HOW IT WORKS






## Manifold Enclosure Boxes

Manifold boxes are of all 1/8" Aluminum construction to NEMA 3R standards and feature overlapping doors with full height stainless steel hinges, 3-point latching 3/4" stainless steel handle with padlock hasp, and a #2 Corbin Russwin lock. These vandal resistant enclosures are ideal for housing Wall Mounted Manifolds and the DSC Controller above grade without the need for pump/controller rooms or buried vaults.



## Wall Mounted Manifolds

Wall Manifolds are of all stainless steel construction and feature dual inlet connections with a removable plug, true union balancing valves, water hammer arrestor, hose bib, and pressure gauge. The solenoid valves are durable, easily maintained cast brass with a 24VAC UL recognized solenoid, and a DIN connector with a pre-wired 15 foot type SO cable. Use with DSC Controller.



## Valve Boxes

Valve Boxes are of heavy-duty FRP construction with drafted sides for increased strength. FRP lids are strong, light weight, and do not create a heat hazard for small feet on hot days. All units have a wiring channel, a 2" conduit connection, and stainless steel tamper-resistant fasteners. Use with DSC Pedestal Mounted Controller.



## In-Ground Manifolds

In-Ground Manifolds are of all stainless steel construction and feature true union balancing valves, water hammer arrestor, hose bib, and pressure gauge. The solenoid valves are durable, easily maintained cast brass with a 24VAC UL recognized solenoid, and a DIN connector with a pre-wired 15 foot type SO cable.



## Drains

The Water Odyssey Plain Drain and Decorative Drains are cost-effective and ease maintenance. They feature a formed polyethylene sump, a molded polyurethane strainer basket, and a heavy-duty, ADA compliant grate with two quarter turn captive lock screws for quick maintenance. Drains with decorative designs are also available.

NOTE: Equipment may vary from project to project based on the needs of the design.

## DSC Series

### Dynamic Sequencing Controller

Designed specifically for Aquatic Playgrounds, the DSC is the only controller in the aquatic play industry that has wireless capabilities, and is available as an ETL (UL 1563) listed controller for swimming pool applications.

#### Features:

1. Accepts Wireless and Hard-wired signals.
2. UL 508A Listed Control Panel. \*Available in ETL (UL 1563) for swimming pool applications.
3. Every project controller is supplied with a program for the specific project.
4. SD Card slot for Play Scenario backup.
5. Compact NEMA4X housing .
6. Easy to program or make operating hour changes in the field through the keypad interface. Upload play scenario directly to the Controller Module with an SD Card.
7. "Polarized connectors" – terminal blocks - make wiring easy and quick – specialized installation tools supplied.
8. Write original dynamic programs (not just select from pre-programmed packages).
9. Output displays – indicator lights show activated outputs
10. Control module may be used remotely, e.g., adjacent to play area while making program adjustments using CAT5 cross-over extension cable.



#### Features:

Manages Hours of Park Operation  
Controls Play Scenario™  
Manages Water Usage

\* (ETL Listed for Swimming Pool application -1. UL Standard for Safety for Electric Spas, Equipment Assemblies, and Associated Equipment, UL 1563, Fifth Edition, Dated March 8, 2004, containing revisions through and including February 10, 2006. 2. Canadian National Standard for Spas, Hot Tubs, and Associated Equipment, CAN/CSA C22.2 No. 218.1-M89, First Edition, including April 2006 updates.)

## Pedestal Mounted DSC

Designed for outdoor use, this corrosion-resistant assembly features a heavy-duty FRP base with a NEMA-4X stainless steel, lockable enclosure. An ideal solution when a secure panel mounting area is not available. For use with valve boxes and in-ground manifolds.



## Single Timer Controller

An economic solution for aquatic play

The Single Timer Controller is ideal for small spray parks & unsupervised facilities. Easy to operate, this ETL/UL listed controller is 7 day/ 24 hour programmable with fine-tuning adjustment of 1 second up to 24 hours. This unit is designed to control multiple water features with a wired activator and a brass solenoid valve to supply water up to 100 gallons per minute for the specified time duration. The Single Timer Controller is perfect for when you need a simple, low cost, low maintenance solution for aquatic play! Contact your local Water Odyssey representative for more information.



## TYPICAL ACTIVATION

Water Odyssey innovation has developed wireless activation to reduce maintenance and installation costs while providing greater flexibility in design. Water Odyssey activators are FCC registered and labeled. (Also available in hard wired versions.)



### Touch & Go™

The Touch & Go activation bollard is durable, reliable, low voltage and available in all standard colors. Available in wireless and wired versions.



### Launch Pad™

The low profile of the Launch Pad makes it unique in the industry. It is durable, reliable, low voltage, and may be deck or wall mounted. Available in wireless and wired versions.

## SPECIAL APPLICATIONS



### Sound Stick™

The Sound Stick™ is used to both activate play components and to provide sound. This feature can be used to initiate game play, give game instructions, and to announce game scores. All Sound Sticks™ are available with custom themes created by our in-house artists.



### Motion Pole™

This unique activator incorporates motion detectors to sense the presence of children and to initiate the Play Scenario™ of the aquatic playground. Units are available with up to three sensors. Low voltage. (Hard wired only).

## MECHANICAL VALVES



### Roto Flow Bollard™

The Roto Flow Bollard™ is a remotely mounted unit that allows children to operate an aquatic play component from a distance. Unit will handle up to 30 GPM.



### Roto Flow Valve™

The Roto Flow Valve™ is a remotely mounted unit that allows children to operate an aquatic play component from a distance. Unit will handle up to 250 GPM.

# FINISH, COLORS & THEMING

## COLOR CHOICES

### AQUA ARMOR™


- The Toughest Coating in the Industry!
- Vandal-Resistant!!
- Bright Long-lasting Color!!!

Water Odyssey's Aqua Armor™ is the best and most durable coating system available in the industry today. It is applied in a five step carefully controlled process that ensures a durable, fade-resistant finish that is far superior to polyester powder coat systems. Unlike powder coating, Aqua Armor is field repairable to factory standards.



### LUSTERCOAT™

LusterCoat™ is a Metallic finish incorporating Aqua Armor. Now you can have the metallic look a metal surface without the high maintenance of constant cleaning.



### LUSTERBLAST™

A proprietary Water Odyssey three-stage finishing process that creates a lustrous, warm finish which requires minimal maintenance. It incorporates a passivation process which mitigates the potential spot corrosion associated with the 304 alloy.



### COLORCAST™

ColorCast Polymer Accents and Panels are offered in a variety of colors. Lighter colors allow more light to pass through while darker colors offer bold statements and contrast. Color combinations create color mixing and cast colorful shadows on the ground. Some spray features create an educational experience in color theory when accents overlap.




**SIMPLIFY THE COLOR SELECTION PROCESS.**  
CHOOSE A COLOR PALETTE AND LET WATER ODYSSEY DO THE REST.

## KIDS PLAY



## NATURE TRAILS



## URBAN



## OCEAN



## REGATTA



## LUNAR



## SUNSET



## FIESTA



Water Odyssey can also paint match to your playground color schemes.  
Contact your local Water Odyssey representative for more information.

## CAPTURE THEIR IMAGINATIONS

### CREATIVE THEMES

Limited only by the imagination, Water Odyssey theming keeps youthful hearts entertained by providing the creativity your aquatic playground needs. Our Water Odyssey design team offers new and exciting play features in a variety of themes from ocean life to forest creatures. We can also create custom designs based on your ideas and requests.

Whether a standard product or custom creation, Water Odyssey is able to develop “the look” for your specific project needs.



#### Theme Painting

Water Odyssey offers theme painting like no other. Here is an example of a Flush Mount ground spray feature that has been theme painted with a crab.



#### Custom Painting

Water Odyssey offers custom theme painting like the Tidal Barrel sponsored by Dr. Pepper® shown above. Custom theme painting includes logos, icons, mascots, and paint matching for color systems such as Pantone® and RAL®.



#### Theme Carving

Products with carved additions, like the Parrot on the Tidal Bucket shown above, are a great way to create a unique play experience.





# DESIGN SUPPORT

Water Odyssey's design staff & network of representatives are available and prepared to assist you with the complimentary design support that you need to achieve a successful aquatic playground installation. From the selection and specification of equipment, to hydraulic design, Water Odyssey designers always consider play experience, safety, equipment placement, color themes, and budget when designing your aquatic playground.



Dedicated to helping you every step of the way

Our passion at Fountain People is to tell stories with water, light, sound, and motion. We are committed to bringing your creative vision to life. That is why we are driven to provide the highest quality water feature and aquatic play equipment to the industry. We support our clients through excellence, integrity, teamwork, innovation, and fun. We value the trust you place in us; therefore, we vow to stand by you from concept to completion and beyond.



# INDEX

## NEW PRODUCTS

Glow Domes 10

## URBAN DESIGNS

Mission Hill Mister™ 15  
Mission Hill Shower™ 15  
Mission Hill Spill™ 15  
Super Loop #1 14  
Super Loop #2 14  
Super Loop #3 14

## COLORCAST™

Big Brella 24  
Cooler Stick 24  
Crooket 24  
Dragon Fly 27  
Droopy Palm 27  
Finger Finder 23  
Fling Buckets 26  
Flowerette 27  
Half Splash 23  
Orbit 25  
Ridgeback 25  
Shoe Laces 23  
Shot Put 23  
Shucks 27  
Single Bit 22  
Single Fling 26  
Snoot Shooter 24  
Spin Flower 27  
Split Pea 23  
Sprig Sprayer 27  
Tid Bit 22  
Triple Bit 22  
Triple Dump 26  
Twinkle Twist 23  
Zen Shower 25

## ESSENTIALS

Big Buckets™ 41  
Cool Stick™ 36  
Crystal Dome™ 36  
Curvy Cool™ 34  
Dew Drop Buckets 41  
Fill N' Spill™ 41  
Filler Dump™ 36  
Just-A-Bucket™ 41  
Just-A-Wheel™ 39  
Lotus Petal 34  
Mushroom Maze™ 34  
Push-Me-Pull-You™ 35  
Roll-A-Rail™ 35  
Shimmer Sheet™ 36  
Silly Shower™ 40  
Spill Mix™ 37  
Spin-A-Round 32  
Spin N' Spill™ 41  
Spin-Brella™ 39  
Splash Tower™ 41

Spray Way™ 40  
Step N' Whoosh™ 38  
Sun Shower™ 38  
Three Arm Bandit™ 40  
Triple Drop™ 37  
Turn-A-Round™ 32  
Turn-A-Round Two™ 32  
Under-Brella™ 37  
Water Coils™ 33  
Water Maypole™ 39  
Water Rail™ 35  
Water Rings™ 33  
Water Way™ 39  
Water Web™ 35  
Water Whoopee™ 38  
Water Wickets™ 33  
Water Worm™ 35  
Water-Brella™ 39  
Weeping Water™ 39

## THEMED ESSENTIALS

Big Mouth Frog 51  
Buddy Bovine™ 50  
Cattails 51  
Daisy Raindrop™ 48  
Dumpin' Buccaneer™ 47  
Fish N' Spill™ 51  
Flower Shower™ 48  
Flutterby Ring™ 51  
Honey Bear Buckets 51  
Schooner Splash™ 48  
Sea Anchor™ 47  
Sea Dragon™ 50  
Ship Prow 47  
Ship Stern 47  
Spill Tower™ 50  
Spin N' Prey™ 51  
Swaying Palm™ w/ coconuts 48  
Tidal Barrel™ 49  
Tidal Bucket™ 49  
Tidal Tank™ 49  
Trickle Tractor™ 50  
Water Palm™ 48  
Water Snake 50  
Water Windmill™ 50  
Whale Tail Jr. 48

## SHOOTERS & SPRAYERS

Big Sqwerts™ Baseball 56  
Big Sqwerts™ Basketball 56  
Big Sqwerts™ Dolphin 56  
Big Sqwerts™ Horse 56  
Big Sqwerts™ Moose 56  
Big Sqwerts™ Soccer Ball 56  
Big Sqwerts™ Tennis Ball 56  
Big Sqwerts™ Toucan 56  
Big Sqwerts™ Zebra 56  
G2 Cannon™ 55  
G2 Shooter™ 55  
Gravity Cannon™ 55  
Gravity Shooter™ 55  
Little Sqwerts™ Astro Foam 57

Little Sqwerts™ Beaver 57  
Little Sqwerts™ Duck 57  
Little Sqwerts™ Elephant 57  
Little Sqwerts™ Fish 57  
Little Sqwerts™ Fox 57  
Little Sqwerts™ Frog 57  
Little Sqwerts™ Turtle 57

## FUN FORMS

### OCEAN THEME

Big Starfish Aqua Spout 66  
Cowardly Clam Aqua Spout 65  
Dalton Dolphin Aqua Spout 65  
Carl Clown Fish Aqua Slide 71  
Calvin Clam Aqua Slide 70  
Devan Dolphin Aqua Slide 71  
Dolphin Duo Aqua Sprayer 68  
Eduardo Eel Aqua Sprayer 69  
Finn the Fish Aqua Slide 70  
Finn the Fish Aqua Spout 65  
Kirby Crab Aqua Spout 64  
Larry Lobster Aqua Spout 66  
Lil' Starfish Aqua Spout 65  
Martha Mantaray Spout 66  
Olie Octopus Aqua Spout 64  
Olie On A Rock Aqua Sprayer 67  
Pelican Pete Aqua Sprayer 69  
Pierre Paddle Boat Aqua Slide 71  
Rub-A-Dub Sub Aqua Sprayer 68  
Sadie Sea Turtle Aqua Slide 71  
Sarah Sea Shell Aqua Spout 64  
Seabiscuit Aqua Sprayer 67  
Simon Sea Dragon Aqua Sprayer 69  
Skipper's Schooner Aqua Slide 71  
Stanton Sea Turtle Aqua Sprayer 67  
Stevie Stingray Aqua Spout 65  
Sunken Dingy Aqua Sprayer 68  
Timmy Tiger Shark Aqua Slide 70  
Tommy Sea Turtle Aqua Spout 66  
Wally Whale Tail Aqua Sprayer 69

### PIRATE THEME

Anchor Away Aqua Sprayer 77  
Big Treasure Chest Aqua Sprayer 78  
Broke Boat Aqua Slide 79  
Crow's Nest Aqua Sprayer 77  
Lil' Treasure Chest Aqua Spout 76  
Close Call Cannon Ball Aqua Spout 76  
Pete's Pirate Hat Aqua Spout 76  
Pirate Knife Aqua Sprayer 77  
Pirate Prow Aqua Sprayer 77  
Pirate Ship Aqua Slide 79  
Pirate Stern Aqua Sprayer 77  
Polly Parrot Aqua Slide 79  
Ship Cannon Aqua Sprayer 77  
Terry Toucan Aqua Slide 79  
Treasure Map Aqua Spout 76  
Tropical Beach Aqua Slide 78  
Tropical Palm Aqua Sprayer 78

### NATURE THEME

Baby Bee Aqua Spout 85

Bald Eagle Aqua Slide	89
Bear In A Tree Aqua Sprayer	87
Bear N' Trout Aqua Sprayer	87
Beatrice Butterfly Aqua Spout	85
Billy Box Turtle Aqua Spout	85
Buddy Beaver Aqua Slide	90
Delilah Dragonfly Aqua Spout	85
Elsa Elephant Aqua Sprayer	86
Eagle Eye Aqua Sprayer	87
Felipe Frog Aqua Spout	84
Harry Hippo Aqua Spout	85
Hector Heron Aqua Sprayer	88
Hollow Log Aqua Slide	90
Gilbert Gator Tail Aqua Slide	89
Gracie Gator Aqua Spout	84
Jumping Frog Aqua Slide	90
Leo Lion Aqua Slide	89
Lilly Frog Aqua Sprayer	86
Lindsey Ladybug Aqua Spout	85
Lion Flower Aqua Sprayer	87
Marty Moose Aqua Sprayer	88
Mini Mountain Aqua Slide	89
Pansy Aqua Sprayer	87
Petunia Aqua Sprayer	87
Rupert Rhino Aqua Sprayer	88
Sheldon Snail Aqua Sprayer	86
Slithering Snake Aqua Spout	84
Sunflower Aqua Spout	84
Toby the Tiger Aqua Slide	89
Too Tall Giraffe Aqua Sprayer	88
Tree House Aqua Slide	89

## SPORTS

Ace Aqua Spout	96
Batter-Up Aqua Sprayer	97
Blitz Aqua Spout	96
Double Dribble Aqua Spout	96
Gooooaaal! Aqua Spout	96
Home Run Aqua Spout	96
Kick-Off Aqua Slide	97
Slam Dunk Aqua Slide	97

## DESERT

Allen Armadillo Aqua Spout	103
Balanced Rock Aqua Sprayer	104
Big "Double" Bend Aqua Slide	105
Cowboy Cactus Aqua Sprayer	104
Chuckwagon Aqua Slide	105
Hector Hila Monster Aqua Spout	102
Jimmy Jack Rabbit Aqua Spout	102
Krazy Kokopelli Aqua Sprayer	104
Kiddy Cactus Aqua Spout	103
Lazy Lizard Aqua Sprayer	103
Rocky Rain Aqua Sprayer	104
Roger Rattlesnake Aqua Sprayer	103
Sally Spider Aqua Spout	103
Sam Scarab Aqua Spout	102
Sandra Scorpion Aqua Sprayer	103
Stagecoach Aqua Slide	105
Tatum Pole Aqua Sprayer	104

## TRANSPORTATION

Aero Joe Aqua Slide	111
Crossing Guard Aqua Sprayer	111

Fireman's Friend Aqua Slide	112
Kid Corsair Aqua Spout	110
Hey Taxi! Aqua Sprayer	111
Jumbo Jet Aqua Sprayer	110
Lil' Fire Engine Aqua Sprayer	111
Ricky's Rocket Aqua Sprayer	111
Runaway Train Aqua Sprayer	111
Stop-N-Go Aqua Sprayer	111
Tiny Train Aqua Slide	112
Train & Coal Car Aqua Slide	112
Water Bomber Aqua Spout	110
4x4 Off-Road Aqua Slide	111

## GROUND SPRAYS

Anywayspray™	119
Aqua Arch™	119
Baby Long Legs™	119
Bubbler™	119
Bug Buggle™	119
Cloud 9™	121
Daddy Long Legs™	121
Dandelion Dome™	120
Directional Eyeball	123
Duet Jet™	123
Geyserino™	121
Jet Way™	118
Misteeee Jet	123
Over N' Under™	122
Pony Tail™	123
Popp Dropp™	119
Simple Spray II™	123
Simple Spray™	123
Splash-O-Lator™	118
Triple Mist	118
Water Cage™	122
Water Crown™	120
Water Fan™	121
Water Fence™	122
Water Flower™	120

Water Lava™	120
Water Round™	120
Water Sprout™	120
Water Wave™	121
Water Weave™	121

## MULTILEVEL PLAY STRUCTURES

ColorCast Hpver Pad MLPS-1	127
ColorCast Hover Pad MLPS-2	127

## FUNFORMATIONS THEMED STRUCTURES

FunFormations Custom Structures	134
---------------------------------	-----

## SYSTEMS & ACCESSORIES

Chemical Storage - Acid	137
Chemical Storage - Chlorine	137
Decorative Drains	139
Drain Diverter System	137
Dynamic Sequencing Controller	140
Equipment Skid	137
In-Ground Manifolds	139
Launch Pad Activator	141
Maintenance Minimizer	137
Manifold Enclosure Boxes	139
Motion Pole	141
Pedestal Mounted DSC	140
Plain Drain	137
Reservoir	137
Roto Flow Bollard	141
Roto Flow Valve	141
Self-Contained Vault	137
Single Timer Controller	140
Sound Stick	141
Valve Boxes	139
Wall Mounted Manifolds	139



## WATER ODYSSEY HEADQUARTERS

The Fountain People, Inc. Corporate Headquarters and manufacturing facility in San Marcos, Texas has 75,000+ square feet under roof on 10 acres.

Due to our rigorous program of continuous improvement, Water Odyssey reserves the right to change product specifications without notice. Anytime dimensions or performance criteria are critical, please contact the factory for the latest product information.

# WE WORK, YOU PLAY!



Municipalities



Urban Developments




Aquatic Centers



Zoos & Aquariums



Institutions



Hospitality & Leisure

CELEBRATING 20 YEARS



OF AQUATIC PLAY

Copyright © 2017-2018 Fountain People, A PlayCore Company. All rights reserved.



**WATER ODYSSEY™**  
BY FOUNTAIN PEOPLE  
A PLAYCORE Company

Water Odyssey  
4600 Hwy. 123  
San Marcos, Texas USA 78666  
512.392.1155  
[www.waterodyssey.com](http://www.waterodyssey.com)



# *Building Fun Since 1981<sup>SM</sup>*

For three decades, Kraftsman Commercial Playground and Waterparks have enriched communities through affordable, safe play experiences that will last for generations. As innovators, we approach each project with strategic creativity, providing uncompromising quality with the best products and services available. We build engaging, interactive experiences that create economic value, connect the diversity of communities and promote the freedom of self-discovery. From the initial planning to the ribbon cutting ceremony, the team at Kraftsman provides the playground and aquatic products and designs vital to community progress and human development through safe outdoor spaces that enrich the lives of all ages who seek new adventures.

PLAYGROUNDS  
& THEMED PLAY

FITNESS  
& SPORTS

WATER PARKS  
& FOUNTAINS

HARDSCAPES  
& AMENITIES